

capsicum

newsletter



No. 6

1987

Capsicum newsletter

NUMBER 6

1987

Edited by:
- P. Belletti
- M. O. Nassi
- L. Quagliotti

Institute of Plant Breeding and Seed Production
Via P. Giuria, 15 - 10126 Turin – Italy

FOREWORD

We are glad to present the sixth issue of “Capsicum Newsletter”.

The number of contributors and of recipients has grown up and this confirms the usefulness of the publication.

As for the past, none of the contributions has been corrected by the editors. Therefore the authors only are responsible for both the scientific content and the form of the reports.

As it was announced, an International Scientific Committee charged with the supervision of “Capsicum Newsletter” has been established. A. Andrasfalvy (Hungary), R. Gil Orterga (Spain), E. Pochard (France) and C. Shifriss (Israel) accepted to be members of it. The editorial staff is sure that the assistance of the scientific committee will increase the worth and the prestige of the newsletter.

We are going to revise the list of recipients of “Capsicum Newsletter”. Please check your address, fill in the form you find at page 119 and send it back to us at your earliest convenience. Next issue of “Capsicum Newsletter” will be send only to whom will ask for it.

Thank you for your cooperation.

Piero Belletti, Maria Ornella Nassi, Luciana Quagliotti

Turin, 31st March 1988

CONTENTS

Foreword	3
Contents	4
List of the authors	5
List of the contributions	7
Contributions	13
Announcements	102
Analytical index	107
List of the recipients	109

LIST OF THE AUTHORS

Ado, S.G.	17, 37
Ahamad, K.	83
Ahuja, S.	81, 96, 98
Ahuja, S.P.	96, 98
Anand, N.	77
Andryuschchenko, V.F.	19
Andrzejewski, R.P.	58
Bavaij, J.N.	36, 54
Bhatt, R.M.	23
Bosland, P.W.	71, 73, 75
Boulekbech, K.	33
Camino, V.	70
Chalukova, M.	21
Cohen, S.	60
Comas-Haezebrouck, P.	63
Costa, I.	13, 87
Cristinzio, G.	65, 66
Csillery, G.	30
Cuartero Zueco, J.	13,68,87
Da Costa, C.P.	39
D ‘Ambrosio, C.	66
Depestre, T.	43, 70
Deshpande, A.A.	77
Diez, M.J.	13, 87
Ooijode, S.D.	85
Erkan, S.	93
Espinosa, J.	70
Falavigna, A.	89, 94
Ferrando, C.	87
Gil Ortega, R.	68
Gouse-Mohamed, M.	83
Gupta, B.K.	96
Harini, I.	26, 35
Hida, K.	61
Iglesias-Olivas, I.	73
Jacquemod, C.	100
Johnson, R.S.	75
Joshi, S.	16, 49, 51
Kaczmarek, Z.	58
Kapoor, K.S.	79
Lakshmi, N.	26, 27, 35
Lindsey, D.L.	73
Lukarska, E.	21
Ma, D.	25
Mak, C.	47
Moor, A.	30

Muhyi, R.I.	71
Mukhopadhyaya, M.C.	81, 96, 98
Murthy, N. S. R.	83
Nalini, P.	27
Narikawa, I.	61
Nicklowsky, C.W.	63
Nuez, F.	13, 87
Olarewaju, J.D.	17
Palazon Espanol, C.	68
Pentcheva, I.	15
Prakash, N.S.	26, 35, 36
Puncieva, R.	21
Quagliotti, L.	100
Rama Rao, V.	36, 54
Restaino, F.	89, 94
Rota, A.	100
Rotino, G.L.	89, 94
Samarawira, I.	17
Samovol, A.P.	19, 28
Shiffriss, C.	60
Singh, A.	98
Singh, B.	49
Singh, J.	52
Sridhar, T.S.	77
Srinivasa Rao, N.K.	23, 91
Srirama-Chandra Murthy, N.	36, 54
Tewari, V.P.	45
Thakur, P.C.	16, 41, 79
Uncini, L.	30
Vallejo, F.A.	39
Valsikova, M.	56
Van der Beek, J.G.	33
Verma, I.S.	16
Wang, M.	25
Vorganci, U.	93
Zatuliveter, V.I.	19
Zhang, B.	61

LIST OF THE CONTRIBUTIONS

Nuez F., Diez Mi., Ferrando C., Cuartero 3. and Costa 3. Germplasm resources of <u>Capsicum</u> from Spain	13
Pentcheva I. Characteristics of some local peppers	15
Joshi S., Thakur P.C. and Verma 1.5. Germplasm resources of paprika (<u>Capsicum annuum</u> L.) from Katrain (India)	16
Ado S.G., Samarawira I. and Olarewaju J.D. Evaluation of local accessions of pepper (<u>Capsicum annuum</u>) at Samaru, Nigeria	17
Samovol A.P., Andryushchenko V.K. and Zatuliveter V.I. A complex evaluation of gene banks of pepper (wild, semicultured and cultured) and their use for breeding purposes	19
Chalukova M., Pundeva R. and Lukarska E. TLC-spectra of carotenoid fruit pigments in some pepper species	21
Bhatt R.M. and Srinivasa Rao N.K. Distribution pattern of 14 in <u>Capsicum annuum</u> L. (var. 'Arka Basant')	23
Wang M. and Ma D. Study of analytical electrophoresis on <u>Capsicum</u> germplasm	25
Harini I., Lakshmi N. and Prakash N.S. A chromosomal chimaera in <u>Capsicum</u>	26
Lakshmi N. and Nalini P. A tertiary trisomic in <u>Capsicum</u>	27

Samovol A.P.	
Effect of mutagenic factors on recombination processes in pepper. Report 3: induced alteration in distribution parameters of quantitative traits	28
Csillery G., tncini L. and Moor A.	
Cross-pollination experiments with bees in Italy and Hungary	30
Van der Beek J.G. and Boulekbech K.	
Preliminary testing for acidity in hot pepper in Tunisia	33
Prakash N.S., Lakshmi N. and Harini I.	
Male sterility and manipulation of yield in <u>Capsicum</u>	35
Srirama Chandra Murthy N., Prakash N.S., Rama Rao V. and Bavaji 3.N.	
A new variant with cleistogamy in <u>Capsicum</u>	36
Ado S.G.	
Seasonal variation in the performance of pepper (<u>Capsicum annuum</u> L.) in northern Nigeria	37
Jallejo F.A. and Da Costa C.P.	
Heritability of plant characters in <u>Capsicum chinense</u> Jacq.	39
Thakur P.C.	
Gene action. An index for heterosis breeding in sweet pepper	41
Depestre D.	
Heritability studies in sweet pepper	43
Tewari V.P.	
Selection of promising lines in perennial chilli (<u>Capsicum frutescens</u>)	45
Mak C.	
A study of hybrid vigour in chillie (<u>Capsicum annuum</u> L.)	47
Joshi S. and Singh B.	
Results of the combining ability studies in sweet pepper (<u>Capsicum annuum</u> L.)	49

Joshi S.	
Extent of heterosis retention and genetic variability in segregating generation, in <u>Capsicum</u>	51
Singh J.	
Heterosis potential in hot pepper (<u>Capsicum annuum</u> L.)	52
Srirama Chandra Murthy N., Bavaji J.N. and Rama Rao Y.	
Breeding hot pepper for color	54
Valsikova M.	
A study of sweet pepper yield and quality	56
Andrzejewski R.P. and Kaczmarek Z.	
Evaluation of genetic parameters features of sweet pepper fruit (<u>Capsicum annuum</u> L., cross cul. ‘Tomaticot giallo’ and ‘Poznanslca skodka’)	58
Shifriss C. and Cohen S.	
A progress in breeding for resistance to TMV in pepper	60
Narikawa I., Hida K. and Zhang B.	
Breeding sweet pepper resistant to Cucumber Mosaic Virus	61
Nicklow C.W. and Comast-Haezenbrouck P.	
Cucumber Mosaic Virus resistance in <u>Capsicumannuum</u> L. an update	65
Cristinzio G.	
Studies on biological control of <u>Phytophthora capsici</u> on pepper	65
Cristinzio G. and D’Anibrosio C.	
Interaction between four viruses and <u>Phytophthora capsici</u> on pepper	66

Gil Ortega R., Palazon Espanol C. and Cuartero Zueco J.	
Response of pepper to inoculation with <u>Phytophthora capsici</u> at different day lengths and temperatures	68
Camino V., Depestre T. and Espinosa J.	
Search for <u>Capsicum annuum</u> susceptibility to <u>Fusarium</u>	70
Muhyi R.I. and Bosland P.W.	
Development of a screening technique for <u>Rhizoctonia solani</u> on pepper seedlings (<u>Capsicum annuum</u>)	71
Iglesias-Olivas J., Bosland P.W. and Lindsey D.L.	
Resistance of <u>Capsicum</u> species to <u>Verticillium dahliae</u> K.	73
Johnson R.S. and Bosland P.W.	
Development of a new disease screening technique for <u>Verticillium</u> Wilt of pepper, <u>Capsicum annuum</u>	75
Anand N., Deshpande A.A. and Sridhar T.S.	
Resistance to powdery mildew in an accession of <u>Capsicumfrutescens</u> and its inheritance pattern	77
Kapoor K.S. and Thakur P.C.	
Control of seed-bed losses of <u>Capsicum</u>	79
Ahuja S. and Mukhopadhyaya M.C.	
Split application of nematocides to control root-knot nematode (<u>Meloidogyne incognita</u>) and shoot and fruit borer (<u>Leucinodes orbonalis</u> Guen) in eggplant (<u>Solanum melongena</u>) seed crop	81
Ahamad K., Gouse Mohamed M. and Murthy N.S.R.	
Yield losses due to various pests in hot pepper	83
Doijode S.D.	
Effect of partial vacuum on viability of sweet pepper seeds	85
Nuez F., Diez M.J., Ferrando C., Cuartero LI. and Costa 3.	
Germplasm resources of <u>Solanum melongena</u> from Spain	87

Rotino G.E., Falavigna A. and Restaino F.	
Production of anther-derived plantlets of eggplant	89
Srinivasa Rao	
Manipulation of photosynthetic surface and sink in eggplant	91
Yorganci U and Erkan S.	
The preliminary studies on virus diseases of eggplant in Turkey	93
Rotino G.E., Falavigna A. and Restaino F.	
<u>In vitro</u> selection of eggplant cells resistant to culture filtrate of <u>Verticillium</u>	
<u>dahliae</u> Kleb. and regeneration of plants	94
Ahuja S., Mukhopadhyaya M.C., Gupta B.K. and Ahuja S.P.	
Changes in the composition of cell walls of roots of eggplant (<u>Solanum</u>	
<u>melongena</u>) varieties, after infestations with root-knot nematode	
(<u>Meloidogyne incognita</u>)	96
Ahuja S., Mukhopadhyaya M.C., Singh A. and Ahuja S.P.	
Effects on infestations of eggplant (<u>Solanum melongena</u>) with root-knot	
nematode (<u>Meioidogyne incognita</u>) on the oxidative enzymes and cell wall constituents	
of their roots	98
Rota A., Jacquemod C. and Quagliotti L.	
Eggplant seed viability estimated through the tetrazolium test	100

F.Nuez¹, M.J.Diez¹, C.Ferrando¹, J.Guartero², J.Costa³

1: Genetics Department, Potitechnic, University, Valencia, Spain.

2: Experimental Station "La Mayora", Algarrobo-Costa, Málaga, Spain.

3: C.R.I.A., La Alberca, Murcia, Spain.

Our group started in 1984 a project for collecting vegetable crop species germplasm in Spain, being partially supported by IBPGR/FAO. A list of - the first Capsicum accessions collected was published previously (Nuez et al 1985). Since then we have collected 124 new accessions. Table 1 shows their - characteristics. Currently, some of them have been characterized and reproduced.

Table 1. Accessions collected.

<u>A</u>	<u>B</u>	<u>C</u>	<u>D</u>	<u>A</u>	<u>B</u>	<u>C</u>	<u>D</u>
AN-CA-124	1	0	Dulce	CA-CA-18	2	3	Pimienta de la puta madre
AN-CA-130	-	-	-	CA-CA-19	2	5	Pimienta rabiosa
AN-CA-4	2	0	Corto de Villaviciosa	CA-CA-20	2	3	Pimienta
AN-CA-8	2	-	Ornamental	CA-CA-21	1	-	Pimeinta
AN-CA-9	1	0	Morrón	CA-CA-22	1-2	-	Pimienta
AN-CA-10	1	0	Morrón	CA-CA-23	2	3	Pimiento de la puta madre
AN-CA-11	1	0	Morrón	CA-CA-24	1	0	Pimeinto cuerno cabra
AN-CA-91	1	0	Cuña	CA-CA-25	1-2	-	Pimienta
AN-CA-94	1	0	Cuarto naricees	CA-CA-26	-	-	Pimeinta
AN-CA-95	1	0	Cuartero naricees	CA-CA-27	1-2	1	Pimeinta palmera
AN-CA-103	2	-	Cornarbra corto	CL-CA-1	1	0	Pimiento
C-CA-6	-	3	Pimiento	CL-CA-2	1	0	Pimiento
C-CA-17	-	3	Bicho	CL-CA-3	-	3	Pimiento picante de freir
C-CA-18	-	3	Pebrón	CL-CA-5	1-2	3	Guindilla
C-CA-19	-	0	Pebrón	CL-CA-6	1	0	Pimiento tres venas
C-CA-20	1	0	De Banya	CL-CA-8	2	5	Guindilla
C-CA-21	1	.	Cuatro morros	CM-CA-7	-	-	Pimiento
C-CA-22	-	0	Pebrón de Rues	CM-CA-9	1	0	Pimeinto
C-CA-23	-	3	Pebrón dulce italiano	CM-CA-10	1	0	Pimeinto
C-CA-24	-	3	Bichos picantes	CM-CA-12	1	0	Pimeinto
C-CA-25	-	0	Pebrós de valles	CM-CA-18	-	-	Coral (ornamental)
CA-CA-1	-	3	Pimiento del pais	CM-CA-20	-	-	Pimiento
CA-CA-2	2	3	Guindilla de jardin	CM-CA-21	-	-	Pimeinto
CA-CA-3	2	3	Quemonas	CM-CA-25	1	0	Morrones
CA-CA-4	2	3	Quemonas de corazón de paloma	CM-CA-30	1	0	Pimiento
CA-CA-5	1	3	Palmera	CM-CA-31	1	0	Pimiento
CA-CA-6	-	3	Pimienta rabiosa	E-CA-29	-	-	Morrones
CA-CA-7	2	-	Pi31miento de la puta madre	E-CA-30	1	0	Pimiento
CA-CA-8	-	0	Pimienta	E-CA-31	1	0	Morrón
CA-CA-9	1	3	Morrón	E-CA-32	1	0	Bola
CA-CA-10	2	3	Pimienta de la puta madre	E-CA-33	1	0	Morrón grueso
CA-CA-11	1	3	Pimienta	E-CA-35	-	-	Grueso
CA-CA-	-	3	Pimienta criolla	E-CA-36	1	0	Gordo
CA-CA-13	-	3	Pimienta	E-CA-38	-	-	Morro de vaca
CA-CA-14	2	3	Pimeinta	E-CA-39	1	0	Bola
CA-CA-15	-	3	Pimienta	E-CA-40	1	0	Cuatro cascos
CA-CA-16	2	3	Pimienta de la puta madre	E-CA-41	-	-	De bola
CA-CA-17	2	3	Pimienta quemona	E-CA-42	-	-	Para colgar
				E-CA-44	1	0	Gordo o cato

A	B	C	D	A	B	C	D
G-CA-1	1	0	Pimiento	V-CA-78	-	-	Tres cantos
MU-CA-1	1	0	Valenciano	V-CA-80	-	-	Largo
MU-CA-3	1	0	Gallego	V-CA-81	1	0	Trompa de vaca
MU-CA-4	1	0	Negral	V-CA-82	1	0	Trompa de vaca
MU-CA-5	-	-	Datler	V-CA-83	1	0	Italiano
MU-CA-6	-	-	Americano	V-CA-84	1	0	Trompa de vaca
MU-CA-7	1	0	Trompa de vaca	V-CA-85	1	0	Valenciano
MU-CA-13	1	0	Guindilla larga	V-CA-86	1	0	Morro de vaca
MU-CA-17	1	0	Largo de Reus	V-CA-87	1	0	Largo de Reus
MU-CA-18	1	0	Valenciano	V-CA-88	1	0	Largo Valenciano
MU-CA-19	-	-	Tres cascós	V-CA-89	1	0	Morrón de conserva
MU-CA-21	-	-	Ramillete	V-CA-90	1	0	Largo de Reus
MU-CA-22	-	0	Morrón de conserva	V-CA-91	1	0	Albaceteño
MU-CA-24	-	0	Mallorquín	V-CA-92	-	0	Bola
MU-CA-25	-	0	Veral	V-CA-93	-	0	Americano
MU-CA-26	-	0	De conserva	V-CA-94	-	0	Bola tinta
MU-CA-	1	0	Corneta gruesa	V-CA-95	1	0	Italiano
MU-CA-29	1	0	Alargado	V-CA-96	1	0	Valenciano
MU-CA-31	-	-	Noras	V-CA-97	1	0	Cristal
R-CA-1	2	0	Cornicabra	V-CA-98	1	0	De freir
R-CA-3	2	5	Algrias	V-CA-99	1	0	Albaceteño del Jucar
R-CA-4	-	3	Guindilla o chiles	V-CA-100	1	0	Naranjuano
R-CA-5	-	-	Pimiento	V-CA-101	1	0	Valenciano

A: Identification

B: Group 1: fruits of big size or consistent flesh

Group 2: fruits of small size or no consistent flesh.

C: 0: no purgent

3: purgent

5: high or very high

D: Local name

References:

NUEZ, F; CUARTERO, J; COSTA, J; FERRANO, C; GOMEZ-GUILLAMON, M.L., DIEZ, M.J. 1985, Germplasm Resources of Capsicum from Spain. Capsicum Newsletter, 4, p. 12-14.

Acknowledgements:

We are extremely grateful to the Diputación Provincial de Valencia, Servicio de Extensión Agraria and to all those who have collected vegetable crop germplasm: M.S. Catalá, M.L. Gómez-Guillamón, C. Cortés, G. Anastasio and P. Fernández de Cordova.

CHARACTERISTICS OF SOME LOCAL PEPPERS

T. Pentcheva

Capsicum Newsletter, 6(1987), 15

Institute of introduction and Plant Genetic Resources 'K.Malkov'
Sadovo, Plovdiv, Bulgaria

Research work on pepper in our country was first initiated by Professor Pavel Popov in 1933. He established that due to the diversified cultivars and forms of pepper which have been drifted from their American ancestors and which have been transformed to endemic and pure forms Bulgaria stands out as a new and secondary center for the formation of new forms of pepper in Europe.

As a result of expeditions which were undertaken, 129 samples from different parts of the country were collected. They were all divided into groups according to the classification worked out by Professor Popov. Capsicum annuum var. conooides - 42; var. kapia - 29; var. corniforme - 20; var. rotundatum - 18; var. dolma - 2; var. cordatum - 3; ser. var. shipka - 12; ser. var. cerasiforme - 3.

The evaluation is based on the international pepper species descriptor agreed upon by member states of the Council for Mutual Economic Aid, Leningrad 1979. Separate groups are characterized by the following indices: C.annuum conooides - midearly vegetation period 120 days, very leafy, height 41-50 cm, cone shaped, shiny fruit, length 9-15 cm, diameter 2-3 cm, good for fresh consumption; var. kapia - late, veg. period 150 days, large cone shaped fruit, 11-15 cm long, diameter 4-5 cm, dark red when botanically ripe, sweet, suitable for processing; var. corniforme - long, heavily ribbed fruit, length 13-15 cm, diameter 1-2 cm, slightly pungent suitable for processing; var. rotundum - short statured very leafy plants, round flat shaped fruit heavily serrated, slightly pungent, good for processing; ser. var. shipka - short statured 30 – 35 cm, small cone shaped highly pungent fruit, good for fresh consumption and processing; ser. var. cerasiforme – small round very pungent fruit, used for decoration.

GERMPLASM RESOURCES OF PAPRIKA (Capsicum annuum L.) FROM KATRAIN (INDIA)

Subodh Joshi, P.C. Thakur and T.S. Verma
Indian Agricultural Research Institute, Regional Station, Katrain (Kullu Valley) HP. 175129
(India)

Capsicum is the most important summer crop of temperate regions as it requires temperatures regions temperature ranging $25, \pm 5-7^{\circ}\text{C}$ for its different phases of development and are also grown in tropical and sub-tropical areas during winter months. The work was initiated on the germplasm collection, evaluation and seed multiplication to utilize the prevailing natural climate best suited for this crop. The National Bureau of Plant Genetic Resources, New Delhi through a 11 India Co-ordinate Vegetable Improvement Project has entrusted this station for the exploration, collection, conservation, documentation and maintenance of capsicum germplasm. The NBPGR, New Delhi has been designated by International Board for Plant Genetic Resources (IBPGR) as one of its three gene banks to conserve the Capsicum germplasm. The increased seed after preliminary evaluation and characterization is being sent to NBPGR for long term storage and exchange of germplasm. So far this station has collected 116 accessions both indigenous and exotic out of these 92 are in reproductive and characterization phase in field. Great variability was observed in 74 accessions, which were characterized after preliminary evaluation into different groups and are planted this year for increasing the seed. Twenty qualitative characters along with characters of biological value were recorded as per ICP's action plan (Genetic Resources of Capsicum, 1983) and three paprika groups according to fruit shape and color were made (Somos, 1984) are :-

1. Vegetable paprika with fruits round, blocky and conical shape
- 37 accessions.
2. Salad paprika with white (wax yellow) fruits -10 accessions.
3. Spice paprika pungent and sweet with conical and elongated fruits - 27 accessions.

REFERENCES

Somos, A. (1984), The paprika, Kultura Publication. Budapest, Hungary.

[Capsicum Newsletter, (1987), 17-18]

EVALUATION OF LOCAL ACCESSION OF PEPER (Capsicum annuum) AT SAMARU, NIGERIA

S.G. Ado, I. Samarawira and J.D. Olarewaju

Department of Plant Science, Institute for Agricultural Research, Ahmadu Bello University, Zaria, Nigeria

Sixteen cultivars of peppers collected from different ecogeo-graphical zones of Nigeria were grown for two years in replicated trials at Samaru for evaluation. The variations observed in the data collected for each trait were highly significant. The traits, which indicated a high level of variation, were number of fruits per plant, number of branches per plant, and fruit weight. Significant differences were also observed for yield, number of fruits, fruit weight, and days to maturity. The cultivars X year interaction were also significant for all traits except plant height and number of branches. Examination of the magnitude of the cultivar X year interaction variances for all the characters relative to the cultivar variances revealed that the respective cultivar variances were larger than their cultivar X year variances. This indicates that the ranking of the cultivars for yield and other characters is expected to be stable for the two years.

Table 1: Mean Performance of Sixteen local collections of pepper (*Capsicum annum* L.) Accessions grown at Samuru for two years.

Accession number	Yeild (g/m ²)	Plant height	Number of branches per plant	Number of fruits per plant	Fruit Weight (g)	Fruit length (CM)	Fruit diameter	Days to Maturity
A001	382.28	36.31	22.28	9.99	19.24	8.15	2.18	137.13
A002	511.84	38.79	27.33	8.44	26.70	7.45	2.78	137.00
A003	741.26	44.20	37.09	19.28	16.58	5.06	2.38	131.38
A004	678.32	47.78	35.43	17.23	16.44	5.15	2.92	132.50
A005	565.52	40.38	25.66	10.57	23.00	7.72	2.53	130.88
A006	527.22	39.75	23.53	9.40	28.61	7.14	2.87	139.63
A007	546.74	39.98	32.94	11.68	21.74	7.82	2.32	127.13
A008	381.86	35.58	23.36	8.05	22.49	7.29	2.52	130.50
A009	35160	33.93	26.85	14.06	11.24	6.05	1.98	139.88
A010	448.79	36.64	23.71	8.40	25.34	7.85	2.64	136.38
A011	512.37	37.20	97.53	63.61	3.33	7.62	0.77	132.63
A012	300.23	36.83	28.49	15.50	8.00	5.87	1.67	135.00
A013	695.22	42.03	34.91	23.76	12.28	6.86	2.01	130.88
A014	706.54	44.68	33.70	17.29	17.82	6.95	2.50	129.38
A015	522.19	28.24	38.60	17.38	12.19	6.30	1.77	128.75
A016	687.44	43.5	178.24	70.86	4.13	4.65	1.10	132.00
Mean	534.95	39.7	43.12	20.16	16.82	6.74	2.18	131.92
C.V.%	25.94	9.6	93.21	93.92	46.17	16.47	28.11	2.29

[Capsicum Newsletter, 6 (1987), 19-20]

A COMPLEX EVALUATION OF GENE BANKS OF PEPPER (WILD, SEMICULTURED AND CULTURED) AND THEIR USE FOR BREEDING PURPOSES

By A.P. Samovol, V.K. Andryusbchenko and V.I. Zatuliveter Institute of Ecological Genetics of the Academy of Sciences of the Moldavian SSR, Kisbinev, USSR
Moldavian Institute for Research in Irrigated Farming and Vegetable Growing, Tiraspol, USSR

A complex study of a collection of peppers (over 2000 samples) was conducted for morphological, biochemical, physiological and other evaluations (degree of compatibility, dominance, cross pollination, homologousness in adaptive standards of reaction under stress effects, the influence of extra chromosomes on commercially useful and other traits, correlation dependence and other).

An analysis of phytopathological estimation-presented in the works of Holmes (1937), Gruenleaf (1956), Timina, Samovol et al. (1979) (the authors had identified within populations of wild and semi cultural peppers - single genotypes, resistant to tobacco mosaic virus, the etch in leaves, potato virus - X, M, S, Y), as well as data obtained by physiological estimation (Samovol et al., 1979) and a more extended biochemical appraisal (Andryuschenko, Samovol et al., 1979, 1983) has revealed that distant ancestral forms have a significant potential of genetic sources of commercially valuable traits. Thus, the solution of the problem of transferring these characters into the genome of cultivars, the question of interspecific interrelations and other issues acquire a particular importance.

In elucidating the reproductive interrelations that were formed by evolution between species of the genus Capsicum L., differentiating degree of compatibility was established which manifested itself in the setting of fruit with normally developed seeds in the combination C.frutescens x C.annuum L., by the presence of a definite percentage of underdeveloped seed in the fruit - C.pendulum W. x C.annuum L., by the absence of set fruit - C.pendulum W. x C.annuum L., by the absence of set fruit in crossing C.pubescens x C.annuum L.

The manifestation of homology in adaptive standards of reaction was recorded (the fertility of pollen after stress effects of high temperature and UF-radiation) in two species of the genus *Capsicum* L. (*C.chinense* J. and *C.frutescens* L.), which corresponds to their close phylogenetic relationship.

According to our data, the percentage of natural over pollination depending on variety varied from 0,8 to 46,8. The varieties - 'Kalinirovsky', 'Otborny' and 'Tolstostenny' are of special interest and turned out to be strict self-pollinators.

The evaluation of the trisomic collection has shown that possibly there exists a dose effect in extrachromosome of the third trisomic by the extension of the spread of opened cotyledon leaflets (the level of significance of $F=0,99$ the third and tenth trisomic by the length of the scape of the first flower, the plant height and. mean weight of the fruit, in comparison with disomic acid content in fruit was not established.

In cross combinations studied by us, the degree of dominance in commercially—valuable and other quantitative characters vane from 1,0 to + 1,0. Nevertheless, for some (basic) traits, a definite orientation of the degree of dominance was noted. In comparing the magnitude of the correlation coefficient in paired traits for different varieties and their F_1 hybrids, it was established that the index quantity of the relationship of two characters reveals itself from combination to combination variously (either an intermediate type of inheritance is displayed or they are higher or lower than in parental forms). However, for single pairs of traits in hybrids, dominance of indices of the quantity and direction of the correlation coefficients was absorbed which allows us to consider the question of the character of revealing “systems of correlated traits”. The meeting of galaxies with a display of a rupture in connections between single traits in hybrid offspring under high enough of the correlation coefficients in parental forms has drawn attention. Most probably this is connected with genomic interactions of the crossing components.

[Capsicum Newsletter, 6 (1987), 21-22]

TLC-SPECTRA OF CAROTENOID FRUIT PIGMENTS IN SOME PEPPER SPECIES

M.Chalukova, R.Pundeva, E.Lukarska

Institute of Genetics, BAS, Sofia 1113, Bulgaria

The carotenoid composition of ripe fruits of eight red-fruited pepper species was investigated. The carotenoids were extracted with acetone-ethanol (3:1), saponified one hour with 12% KOH in 85% aqueous methanol, and developed by thin-layer chromatography (TLC) on Dc-Cards Sit (Seelze, Haxmover) in petroleum ether-acetone-ethanol (70:25:5) solvent.

The TLC pigment spectra (Fig.1) and the visible absorption spectra of every pigment showed that the investigated pepper species had the same qualitative carotenoid composition of the fruits. The optical density of the chromatograms didn't give exact information about the content of the different components as they were of different color (yellow, orange, red). The TLC-spectra, however, allowed to estimate the similarity and the differences between the investigated species according to the ratio of the quantitative pigment content. For example the fruits of C.frutescens had the highest relative level of Beta-carotene, while that of C.chacoense - the lowest one. There was a considerable variation in the ratio between the content of xanthophylls 12 and 13 as well as that of the xanthophylls in relation to capsantin level (band 10). Differences in the ratio of other pigments were also registered. These data suggest the existence of differences in the carotenogenic systems of the species, most probably at a regulatory level, though the fruits are of the same pigment type ($y^+c_1^+c_2^+$, according to Hurtado-Hernandez and Smith, 1985).

The TLC method enables the rapid characterization of carotenoid spectra of a great number of samples unlike the time consuming column chromatography. TLC is suitable for routine analysis of pigment formation in the segregating hybrid progenies.

HURTADO-HERNANDEZ H., P.G.SMITH, 1965, Inheritance of mature fruit color in Capsicum annum L., J. Heredity, 76, 3, p.211.

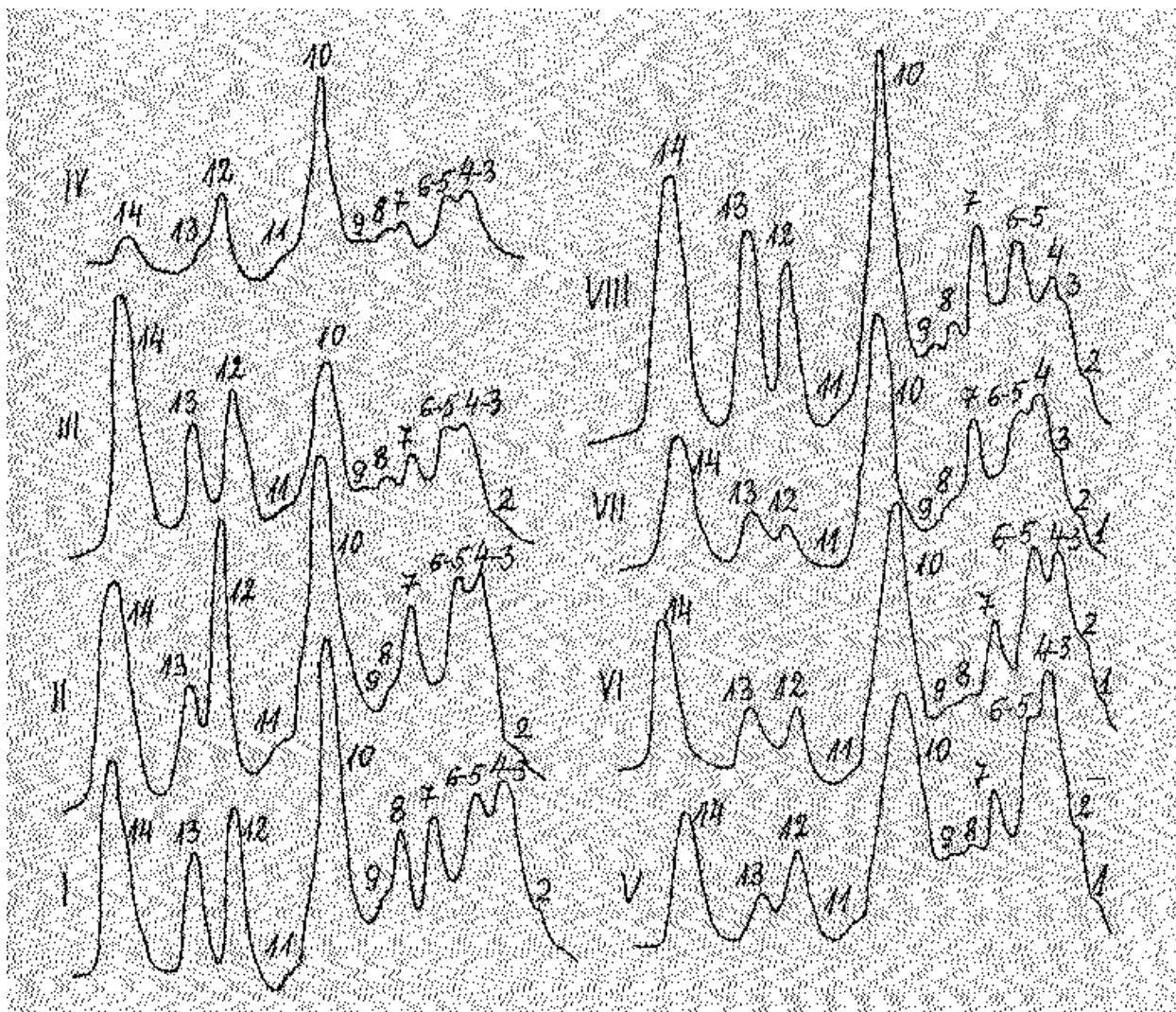


Fig.i. TLC - carotonoid spectra of some pepper species.

I - *C. annuum* v. *annuum*; II – *C. annuum* v. *glabriusculum*; III – *C. frutescens*;

IV - *C. chacoense*; v - *C. baccatum* v. *baccatum* VI - *C. baccatum* v. *pendulum*; VII - *C. eximium*; VIII - *C. pubescens*.

The spectra are registered on a densitometer ERY - 65 (Zeiss, Thna) at 430 nm. Pigments with similar mobility and the same colour and absorption spectra are designated by the same numbers: 14 β -caroten; 1, 3, 4, 6, 8, 10, 11 - red xanthophylls (capsanthin, capsorubin, etc.); 2, 5, 7, 9, 12, 13 — yellow and orange xanthophylls.

[Capsicum Newsletter, 6 (1987), 23-24]

DISTRIBUTION PATTERN OF ^{14}C -SUCROSE IN CAPSICUM ANNUUM L. (VAR. ARRA BASANT)

R.M. Bhatt and N.K. Srinivasa Rao

Indian Institute of Horticultural Research, Hessaraghatta Lake P.O., Bangalor - 560 089, India

The fourth leaf of a Capsicum plant was fed with 5 uCi C-sucrose at vegetative, flowering and fruit development stage. Plant fed at each growth stage were harvested 48 hours after feeding or at later stages for determining the distribution of ^{14}C .

The fed leaf was found to retain substantial amount of the initially in plants fed at vegetative and flowering stages (i.e. 52.0% and 30.3%); but with the development of the fruits, the amount of radiocarbon significantly decreased (6.5 to 13.2%) in the fed leaf (Table I). Stem and leaves appeared to be strong sink till fruit development stage. The percentage of exported ^{14}C increased with the advancement of the growth. Maximum ^{14}C (88.6% to 93.5%) was exported to different plant parts at the fruit development stage, followed by flowering (75.7% to 87.0%) and vegetative stage (48.0%). At the fruit development stage maximum relative specific activity (1.3 to 3.3) Was obtained in tie stem followed by the flowers and fruits. The upward and downward movement of the exported carbon was influenced by the development stages of the crop. A substantial enhancement in the relative activity of flowers and fruits were obtained during the later stages of crop growth.

Table 1. Percent distribution of ^{14}C -sucrose in Capsicum annuum L. (var. 'Arka Basant') fed at vegetative, flowering and fruiting stages

Plant parts	<u>Fed at vegetative stage</u>			<u>Fed at flowering stage</u>		<u>Fed at fruiting stage</u>
	48 ^h after feeding	At flowering stage	At fruit development stage	48h after feeding	At fruit development stage	48h after feeding
Fed leaf	52.0	13.2	10.0	30.3	6.5	11.4
Leaves above fed leaf	15.2	18.2	17.2	13.2	18.7	11.2
Stem above fed leaf	2.7	16.5	10.7	10.6	13.0	2.5
Leaves below fed leaf	12.6	11.8	7.0	4.5	1.0	6.4
Stem below fed leaf	13.2	16.1	15.1	19.6	15.3	45.2
Roots	4.3	19.7	26.4	17.3	31.9	9.7
Flowers and fruits	-	4.7	13.5	4.5	13.6	13.6

[Capsicum Newsletter, 6 (1987), 25]

STUDY OF ANALYTICAL ELECTROPHORESIS ON CAPSICUM GEMPLASM

Ming WANG and Dehua MA

Department of Horticulture, Northwestern Agricultural University Wugong, Shaanxi, China

Gel electrophoresis were employed in the present study. The best sampling tissue and sampling time for electrophoresis of peroxidase (POD) isozymes were functional leaf at flowering stage.

Eight species were divided into four groups' based on their zymograms; Group A, including C. annuum, C. frutescens and C. chinense; Group B, including C. chacoense and C. pubescens; Group C, including C. praerimissum; Group D, including C. baccatum and C. eximium. 80 accessions of C. annuum var. annuum, most of them are Chinese land races, falls into three types, 73 of them belong to type a, 5 type b, and 2 type C.

The susceptible type of pepper plants were compared with the resistant type and higher enzyme activity were observed in susceptible ones. Zymograms of F₁ hybrids and their parents of seedling stage and adult stage were studied and "hybrid enzyme band" does not exist at all the developing stages. The existence "hybrid enzyme band" only at the seedling stage with high heterosis crosses, it may be due to the gene sequence of expression.

I. Harini, N. Lakshmi and N.S. Prakash

Department of Botany, Nagarjuna University.
Nagarjuna Nagar - 522 510, A.P., INDIA.

A chimaeral plant with three distinct primary branches exhibiting diploid, mixoploid (diploid and tetraploid) and tetraploid numbers respectively was recorded for the first time in colchicine treated plants of x 235, a local cultivar of chilli..

The Plant was highly vigorous with increased plant height, spread and fertility. Further, the branches differed in their phenotype in exhibiting leaves, flowers, and fruits and stomata characteristic of their corresponding chromosome number. The mixoploid branch displayed intermediate features of both diploid and tetraploid branches. Further, fertility and yield were high in the chimaeral plant compared to those of the: diploid and tetraploid sibs.

The chimaeral nature can be attributed to the endoreduplication of some of the cells in the apical bud due to differential activity of the colchicine. The mixoploid numbers may be formed as a result of spindle abnormalities during premeiotic mitosis. The chimaeral plant has immense cytogenetic importance since it has the potentiality to generate polyploids and aneuploids in the progeny, which in turn are powerful weapons in understanding the chromosomal architecture and cytogenetic relationships of the crop.

N. Lakshmi and P.Nalini

Department of Botany, Nagarjuna University,

Nagarjuna Nagar 522 510, A.P., India.

A tertiary trisomic was reported here for the first time In the open-pollinated progeny of a second generation Interchange heterozygote which inturn was obtained in the progeny of a triploid Capsicum annuum. Phenotypically, it was quite distinct from the diploid with a significant increase in plant height, weak thin stem, shortened internodes; dimorphic leaves of large and small sizes, whorled arrangement of leaves and fruits in clusters of 2-3.

Meiotic studies revealed the chromosome number as $2n=25$ and the maximum possible association observed at diakinesis and metaphase I was a chain of five chromosomes. The association is either a chain, frying-pan or a dumb-bell type with a frequency of 29.16%, 15.28%, and 2.78% respectively. The mean chiasma frequency per cell was 21.82 while in the diploid it was 19.97.

Meiosis was irregular with unequal separation and formation of laggards, micronuclei and polyads. Pollen fertility was reduced to 48.28%. The tertiary trisomic might have originated from the Interchange heterozygote where $n + 1$ gametes are formed as a result of occasional 3:1 disjunction in an interchange ring of four chromosomes (Ramage 1960, Das and Goswami 1967, Das and Srivastava 1969).

LITERATURE

Das, K. and B.M.C. Goswami 1967, A note on translocation trisomic plant in barley. Cytologia 32 55-58.

Das, K. and H.M. Srivastava 1969, Interchange - trisomics in barley. Genetics 40 555 - 565.

Ramage, R.T. 1960, Trisomics from interchange heterozygotes in barley. Agron. J. 52 156 - 159.

EFFECT OF MUTAGENIC FACTORS ON RECOMBINATION PROCEESS IN PEPPER

Report 3. Induced, alteration in distribution parameters of quantitative traits

By A.P. Samovol

- Institute of Ecological Genetics of the Academy of Sciences, of
- The Moldavian SSR, Kishainev, USSR

We have previously shown the possibility for lowering significantly the crossing over frequency in the marked segment a_2-b treated by 1,4 bis DAB (concentration 0,002%) + centrifugation of F_1 hybrid. seed. In view of this, of great interest is the studying of the influence of this effect on the conduct of quantitative traits including commercially valuable characters in F_2 . Thirteen traits were selected for studying (table 1). Investigations have shown that treatment by a factor blocking crossing over in the indicated segment has led to the alteration of average values, the decrease and. increase of dispersions, occurrence of forms with new values and trait combinations. A substantial increase was obtained for the traits of the first fruit, set height number of fruit, set total yield and number of standard fruit. This suggests that the reaction of marked Chromosome segments to antirecombinogenic action is not always a reflection of the whole range of genetic material.

It is assumed that the reactions for the observed changes are mainly due to shifts in segregations for loci controlling the differences in original forms, and to variations in crossing over level in linked genes outside the marked zones.

Table 1. Effect of treatment by 1,4 bis DAB (concentration 0,002%) + centrifugation of F₁ by hybrid seed on distribution parameters of quantitative traits in F₂

Trait	Control			1,4 bis DAB (0,002%) + centrifugation		
	X	2	CV, %	X	2	CV, %
Plant height, cm	51,9±0,5	1,55.10 ²	24,0	50,4±0,8	8,69 10**	18,5***
Length of shoot to first fruit, cm	18,1±0,4	8,74.10	51,6	19,7±0,6	4,17 10**	32,8***
Total number of fruit places	38,9±1,5	1,34.10 ³	94,3	38,1±3,4	1,28 10 ³	94,0
Number of set fruit	7,9±0,2	1,44.10	47,9	9,3±0,6	3,87 10**	66,6*
Number of fruit to harvesting date	9,8±0,2	2,95.10	55,7	11,5±0,5	3,36 10*	50,6
Bulk of harvested yield, g	384,6±8,3	4,76.10 ⁴	56,7	404,4-19,5	4,61 10 ⁴	53,1
Number of standard fruit	6,3±0,1	1,04.10	51,2	7,5-0,3	4,29 10***	87,8***
Mass of standard fruit, g	344,6±7,5	3,79.10 ⁴	56,5	351,1-16,7	3,22 10 ⁴	51,1
Mass of above ground portion (without taking into account fruit load) g	182,6±3,6	9,23.10	52,6	181,5±8,5	8,79 10 ³	51,7
Root mass, g	31,1±0,5	1,65.10 ²	41,2	29,0±1,2	1,73 10 ²	45,4
Height of fruit, cm	9,5±0,1	0,44.10	22,1	9,3-0,2	0,42 10	22,0
Fruit diameter, cm	4,3±0,0	4,40.10 ⁻¹	15,3	4,0±0,2	3,20 10 ⁻¹	14,1
Thickness of pericarp, mm	3, ±00,0	0,10.10 ⁻¹	26,7	3,0±0,0	0,10 10 ⁻¹	23,2

*, **, and *** - differences significant at P < 0,05, 0,01 and 0,001 respectively

[Capsicum Newsletter, 6 (1987), 30-32]

CROSS-POLLINATION EXPERIMENTS WITH BEES IN ITALY AND HUNGARY

G.Csilléry^x - L. Uncini^{xx} - A. Moor^x

Research Institute for Vegetable Crops, Station Budatétény

Budapest, Park u.2. H-1775 Hungary^x

Institute of Horticultural Experiment, Via Benedetto Croce 47. 63030. Monsampolo del Tronto, Ascoli Piceno, Italy^{xx}

Ten-fifteen years ago we started to study the percent of the cross-pollination with anthocyanin less marker gene and with male sterile gene in Hungary. These experiments were in open field in natural condition or under the net with bees. The data of this experiments were not so good, because the seed production of sterile plants were only 10-15 % of fertile plants. Therefore we produced a new line with other anthocyanin less marker gene /Aal/ and with a male sterile gene /ms-3/. The basal materials herited from Bulgaria. The name of the new line is Aal ms-3D. After the first good Hungarian results we tried this line in natural condition in Italy in 1985/86. /Csilléry et al. 1986/.

In 1986 in Italy /Ascoli Piceno - Land Marche/ parallel with the natural cross-pollination experiments we organized another experiment with the Aal ms-3D mother line and with a hot, long and green fruit type father line /from L.Unici/ in the open field. Type of parcels: 1. in natural condition, only native insects and wind effect, 2. Under the net only with hand pollination, 3. under net only with bees. One parcel was 25 m² in two repetitions. Transplantation system in all parcels: F + M + F + M + M + F. The F = father line with normal anthocyanin content, the M = Aal ms-3D mother line. The results are in the table 1.

In 1987 in Hungary we organized similar experiment with the Aal ms-3D mother line and with the waxy fruit type cv.Táltos, which has normal anthocyanin content, in the open field. The

type of parcels: 1. in natural condition only native insects and wind effect, 2. under the net only with hand pollination, 3 under the net only with bees, 4 under the net only wind effect /insect free/. We divided all the 4 types to three smaller parcels. Namely: in the 1 a, 2 a, 3 a, 4 a parcels the Aal ms-3D mother line was selected to 100% sterile plants, in the 1 b, 2 b, 3 b, 4 b parcels we signed the 50 % sterile and 50 % fertile plants from the Aal ms-3D mother line, but we did not select the fertile or sterile plants, in the 1 c, 2 c, 3 c, 4 c parcels the Aal ms-3D mother line was selected to 100 % fertile plants. In autumn we signed whether the fruits were harvested from sterile or fertile plants. Transplantation system: F + M + F + M + M + F. F = father line with normal anthocyanin content, M = Aal ms-3D mother line. One parcel was 35 m² in two repetition. The results are in the table 1.

The bees effect under the net was not efficient. Through the season the bees were nervous and want to escape, because the place was not enough for the orientation. In the open field the native insects were very active and the seed production of sterile plants was 60 - 70 % of normal fertile plants.

It seems that we can use this anthocyanin less and male sterile mother line and this hybrid seed production method in the practice.

Literature:

CSILLERY G. - SACCARDO F. - UNOINI L. - LEONE A. - CHIARETTI D.,
1986, Natural cross—pollination experiments in Italy, with
Meeting on Genetics and Breeding on Capsicum and Eggplant.

Zaragoza /Spain/, 45 – 50. p.

Table 1 Cross-pollination experiments of Aal ms-3D line with bees and in native condition in Italy and in Hungary in 1986/87.

	1. natural condition, only native insect and wind effect		2. under the net, only with hand-pollination		3. under the net only bees		4. under the net only wind effect	
	Fruit size l/w	Seed fruit	Fruit size l/w	Seed fruit	Fruit size l/w	Seed fruit	Fruit size l/w	Seed fruit
Ascoli Piceno in 1986								
Aal ms-3D a, 100% sterile	12/2,5	116	12/2,0	133	9/2,0	43	-	-
Nagyszénás in 1987								
Aal ms-3D								
A, 100% sterile in plot	13/2,5	96	12/2,5	146	9/2,0	18	10/2,0	30
B, 50% sterile: 50% fertile in plot								
- only steriles harvested	12/2,6	123	-	-	7/1,5	30	8/1,5	14
-only fertiles harvested	12/2,8	167	-	-	14/3,0	145	14/2,5	134
C, 100% fertile in plot	12/2,8	167	-	-	15/3,0	162	12/3,0	165

L = length of fruit

W = width of fruit

PRELIMINARY TESTING FOR ACIDITY IN HOT PEPPER IN TUNISIA

J.G. van der Beek and K. Boulekbech [Capsicum Newsletter, 6 (1987)~33—34]

Mm. of Foreign Affairs, P.O. Box 20061, 2500 EB Den Haag, the Netherlands

*Station d'Appui de la Medjerda, 2010 Manouba, Tunisia

In Tunisia hot peppers are being used for consumption as green fruits, or processed as red powder or as "harissa", which is a pungent paste of pepper pulp mixed with certain spices. It is an important crop for the national market: in 1985 the consumption of green pepper was 10 kg per person per year, of harissa 0.5 kg and of powder 1.35 kg (Institute for Statistics, Tunis). With an average production of 35,000T over 1983 - 1986 is pepper the 4th vegetable in importance in Tunisia, after tomato, melon and watermelon, and potato (VII plan, Min. of Agriculture, Tunis). Harissa is also exported; 92% of the export goes to France: see table 1.

Knowledge about the acidity in pepper fruits is particularly important for the harissa regarding conservation. The total acidity of harissa, expressed as citric acid, may not exceed 1.8% of the dry matter according to Tunisian norms (I.N.NOR.P.I., 1983a).

Within the framework of a programme for the development of industrial varieties, a start has been made to analyze the acidity, and investigate into selection possibilities of existing breeding material.

Fully mature fruits of four local selections, four F₉ breeding lines (originated from crosses between foreign varieties), and their F₁- populations have been analyzed according to the potentiometrical method (I.N.NOR.P.I., 1983b). For this purpose for every line or population appr. 10 fruits have been cut tip into small pieces, from which the experimental sample has been drawn. The plants have been planted in a plastic tunnel in a complete randomized block design with three replications. The analyses have been done in may-june 1987.

Average values of the acidity for the parent-groups and the F₁- populations are presented in table 2.

No significant differences have been observed between lines and F₉ - populations. Selection for low acidity in further generations in this material is expected therefore to give little success. In addition, the parents didn't show significant differences regarding general combining ability. Parent x offspring regression analysis shows no significant correlation between parents and descendants, implying that the two don't resemble much: the heritability is expected to be low.

Despite these results, it is recommended to analyze plant material for future crosses, as well as local varieties, considering the relatively high average values found for two local varieties 'Beldi' an 'Nabeul II', growing under similar conditions and analyzed during the same period (table 2).

I.N.NOR.P.I., 1983a. Concerves de piments "harissa". N.T. 52-07.

5 pp.

I.N.NOR.P.I.1983b. Produits derives des fruits et legumes.

Détermination de l'acidité titrable (méthodologie de référence). N.T. 52-15.

3pp.

Year	Export (kg)	Value (Tun. Dinars)
1983	1,771,317	1,905,864
1984	1,816,625	1,612,691
1985	1,502,293	1,772,742
1986	1,614,652	2,407,896

Table 1. Export of harissa during 1983-1986.
(Institute for Statistics, Tunis)

Material	Average acidity (%)
Local selections	1.57
F9-breeding lines	1.58
F1-populations	1.64
Grand mean	1.62 (CV = 16.88%)
'Beldi'	2.01
'Nabeul II'	2.24

Table 2. Average values for the percentages total acidity expressed as citric acid, of the dry matter, for some breeding material.

MALE STERILITY AND MANIPULATION OF YIELD IN CAPSICUM

N.S. Prakash, N. Lakshmi and I. Harini

Department of Botany, Nagarjuna University, Nagarjuna Nagar - 522 510, A.P., INDIA.

Male sterility and its manifold importance In hybrid seed production has been well documented in a variety of crop plants. The development of a genetic malesterile line in our Laboratory has led to plan a programme on its utility in producing heterotic hybrids. So in the present study the 'ins' line has been employed as pistillate parent and nine local cultivars as pollinators to fix the best pollinator line. Among the pollinators used, LCA 197 and 'santaka' displayed good combining ability. Normal meiosis and formation of 12 II in hybrids indicated high degree of homology of parental chromosomes. The hybrids (ins x 197 and ms x santaka, exhibited higher yields over parents and superior pod quality with 33.08% and 46.39% of heterosis respectively.

The study is of immense value in the development of varieties with high yield.

Literature:

1. Sriramachandra Murthy, N. and N.Lakshmi 1979. Male Sterile mutant in Capsicum annum L.

A NEW VARIANT WITH CLEISTOGAMY IN CAPSICUM

N. Srirama Chandra Murthy, N .S. Prakash*, Y. Rama Rao and J.N .Bavaji
Regional Agrl. Res. Station, Lam, Guntur-522 034, A.P., India.
*Nagarjuna University, Naganjuna Nagar, Guntur-522 510, A.P. INDIA

The extent of natural cross-pollination in chilli has been reported to be 2 to 68% by various research workers. Since there will be prolonged flowering overlapping with fruit formation in 3-5 flushes and chili flowers possess nectar glands, there is a possibility for high percentage of natural cross-pollination as such the maintenance of purity is a problem. The various methods of selfing like covering entire plant with muslin cloth bags, or branches with thin paper bags or enclosing flower buds with cotton lint did not yield satisfactory results.

In the population of 'Kiran' (C. annum x C. frutescens) one plant with cleistogamy was identified in 1986-87. The plant was normal in habit and the flowers did not open even after maturity. Self-pollination occurred in the unopened flowers and fruit setting was normal. Cytological studies revealed that chromosome number was normal ($2n = 24$). Studies on its inheritance and transfer of this valuable trait into commercial varieties for easy maintenance of purity are in progress.

Literature:

Murthy, N.S.R. and B.S.Murthy; 1962, Natural cross pollination in chilli. Andhra AgrCic. J. 9(3) 161-165.

Odland, M.L. and A.M. Poster, 1941, A Study of natural crossing in pepper. Proc. Am. Soc. Hort. Sci.38. 585-588.

Csillery, G: L. Quagliotti and A.Rosa; 1986, Natural cross

pollination experiment on pepper (Capsicum annum L.) in Piedomont, Italy. Capsicum Newsletter Vol. 5. 38-39.

SEASONAL VARIATIONS IN THE PERFORMANCE OF PEPPER (*Capsicum annuum* L.) IN NORTHERN NIGERIA

S.G. Ado, Department of Plant science, Institute for Agricultural Research, Ahmadu

Bello University, Zaria, Nigeria.

Striking seasonal variations in all the characters considered were shown by eleven varieties of pepper grown in Samaru (11° 11' N; 07° 38' E) in two distinct seasons. Varietal differences as well as variety X season interaction were highly significant for yield and other fruit characteristics indicating that different varieties reacted differently to the seasons.

Examination of the mean temperatures between the seasons indicate that the growth of the plants might be more influenced by the minimum temperature which falls to as low as 12°C in the dry cold 'hamattan' season. This low temperature is enough to stagnate the growth of the plants and their ability to produce fruits. The mean maximum temperature also occurs during the dry season. The very sharp fluctuations between the minimum and maximum temperature in the dry season (12.50 - 36.30°C) at different growth stages makes it very difficult for the plants to adjust to the discomforts. These eventually lead to poor vegetative growth and the production of small poor shaped fruits.

In the wet season, which is warmer with less extreme fluctuations of temperatures, higher yields, and better-shaped fruits are obtained.

Table 1. Mean seasonal Temperatures and Relative Humidity at Samaru
11°11'N; 07°38'E

	WET SEASON	DRY SEASON
Maximum Temp. (°C)	30.19 ± 0.77	32.52 ± 1.19
Minimum Temp. (°C)	19.67 ± 1.07	16.13 ± 0.87
Relative Humidity (%)	65.35 ± 3.72	20.27 ± 3.92

Table 2. Mean performance of Eleven pepper varieties I two distinct seasons

VARIETY	YIELD (G/M ²)		WEIGHT/FRUIT (g)		DAYS TO MATURITY	
	VS*	DS	WS	DS	WS	DS
KD3	1142.54	695.00	17.07	6.43	130.66	167.33
KD2	1041.88	764.00	23.39	6.06	150.00	170.67
DK4	984.48	590.20	22.04	6.85	144.33	170.00
SO1	805.0	480.40	7.91	4.63	136.00	165.00
SO2	752.08	568.10	17.38	9.21	136.00	164.00
HLH	670.20	433.00	24.39	24.44	110.00	150.00
SO3	657.723	350.20	14.36	6.90	141.00	165.00
KD1	442.96	226.50	23.00	4.08	146.00	169.00
OY1	427.14	298.50	17.11	8.71	139.00	165.00
KN3	354.34	176.00	24.55	3.17	137.00	159.00
SO4	233.10	748.00	10.48	5.08	143.67	165.00
Mean	690.20	433.00	18.33	7.78	138.58	165.634
C.D. (.01) for seasons		197.95		7.36		8.37

*WS = Wet season, DS = Dry season

HERITABILITY OF PLANT CHARACTERS IN CAPSICUM CHINENSE JACQ.

F.A. Valiejo and C.P. da Costa.
National University of Colombia, Palmira, Colombia.
Sao Paulo State University, Piracicaba, BRAZIL.

This papers reports of results of a study on gene action and heritability determining characters of plant in Capsicum chinense Jacq. The experimental material consisted of five imbred lines and all possible F_1 ' s from these line (not including reciprocals).

The experimental design consisted of four randomized blocks. Data on individual plant were recorded for yield /plant, days to flowering, days to maturity, plant height and plant width. Statistical and genetic analysis were made by model 2, method 2 of Griffing.

The specific combining abilities estimates (non-additive gene effects) were considerable higher than the general combining abilities estimates (additive gene effects) which in turn were also highly significant for the characters, yield / plant, days to flowering, days to maturity, plant height and plant width.

For the plant characters, the estimates of heritability in the narrow sense were 0.00%, 10.56%, 47.06%, 2.92% and 0.00% for yield/plant, days to flowering, days to maturity, plant height.

GRIFFING, B., 1956, Concept of general and specific combining ability in relation to diallel crossing system.
Aust. J. Biol. Sci. 9 (4)463-493.

TABLA.1 Mean squares and significance levels for plant characters from diallel analyses for combining ability.

Source of variation	Yield/plant	Days to flowering	Days to maturity	Plant height	Plant width
GCA	42.750.00 ^{n.s.}	40.020 ^{n.s.}	184.370 ^{n.s.}	57.780 ^{n.s.}	108.220 ^{n.s.}
SCA	289.613.400**	26.100**	39.160**	52.050**	148.170**
ERROR	17.431.410	1.730	2.040	16.100	26.630

TABLE 2. Estimates of heritability for plant characters in Capsicum chinense Jacq.

Character	$\hat{h}a^2$ (%)	$\hat{H}r^2$ (%)
Yield / plant	90.61	0.00
Days to flowering	75.36	10.56
Days to maturity	89.17	47.06
Plant height	67.15	2.92
Plant width	84.16	0.00

$\hat{h}a^2$ = Broad sense heritability estimate.

$\hat{h}r^2$ = Narrow sense heritability estimate.

GENE ACTION, AN INDEX FOR HETEROSIS BREEDING IN SWEET PEPPER

P.C. Thakur [Capsicum Newsletter, 6 (1987), 41-42]

Indian Agricultural Research Institute
Regional Station, Katrain - 175129 (HP), India

The understanding of gene action and their pattern of inheritance is essential for selection of breeding procedure. Adoption of suitable selection method would be further facilitated by knowledge of heritability. A diallel set involving eight varieties their F_1 , F_2 , BC_1 , and BC_2 generations were studied to find out suitable method for breeding sweet pepper. Gene effects and their interactions were worked, out by the method proposed by Hayman (1958).

Results indicated presence of more of non-additive gene effects than the additive on the basis of performance of F_1 and further inbreeding depression in F_2 generations. Genetic components also showed similar trend. Epistatic effect of dominance x dominance was more prevalent than additive x additive and additive x dominance. Crosses showing high heritability for yield indicated reliance on conventional breeding methods, as the selection would be more effective. Predominance of non-additive gene effect and absence of non-Interacting crosses for yield indicated towards utilization of heterosis to obtain better production.

Eleven crosses out of twenty eight exceeded mid parent value as well as better parents but only six crosses gave significantly higher yield than the best parent 'Russian yellow' (Table). The maximum heterosis was evident in the cross 'Harris Early Giant' x 'Vinedale'; but when compared to the best parent, 'Russian Yellow' x 'Harris Early Giant' topped in this respect followed by 'Yolo Wonder x 'Harris Early Giant'.

REFERENCE

Hayman, B.I.(1958) The separation of epistatic from additive and dominance variation In generation means. *Heredity* 12:371-90.

Table – Percentage of heterosis over mid parent (MP), better parent (BP) and heterability for yield in Sweet pepper.

Crosses	<u>Av.yield g./plant</u>			<u>Heterosis over</u>		<u>Hetitability</u>
	MP	BP	F ₁	MP	BP	
‘Russian Yellow’ x ‘Harris Early Giant’	516	650	899	74.22	38.30	49.31
‘Yolo Wonder’ x ‘Harris Early Giant’	388	393	821	111.59	108.90	46.32
‘Harris Early Giant’ x ‘Vinedale’	358	383	818	128.49	113.37	54.69
‘Russian Yellow’ x ‘Bighart KL’	538	650	812	50.92	24.92	76.77
‘Sola’ x ‘Vinedale’	390	463	722	85.12	55.93	40.23
‘Harris Early Giant’ x ‘Bighear KL’	405	426	685	69.13	60.79	63.82
‘Yolo Wonder’ x ‘Bighart KL’	418	426	639	52.87	50.00	48.40
‘Sola’ x ‘Bjala Kapiya’	453	463	637	40.61	37.58	55.20
‘Sola’ x ‘Bighart KL’	445	463	632	42.02	36.50	70.46
‘Bjala Kapiya’ x ‘Vinedale’	388	443	532	37.11	20.06	53.31
‘Vinedale’ x ‘Bighart KL’	380	426	520	36.84	22.06	41.76

HERITABILITY STUDIES IN SWEET PEPPER

Tomás Dépestre

Horticultural Institute "Liliana Dimitrova"
Dirección de Cultivos Varios, MINAGRI

Ave. Boyeros y Santa Ana. Habana, Cuba.

ABSTRACT

The heritability in narrow sense was studied for the following characters: yield; number of fruits per plant; fruit mean weight; plant and fruit size and per carp thickness in a 'Español' segregate population, a local sweet pepper variety, during five cultivation cycles.

In general the calculated heritability based in the parent/descend regression was high for yield as for the other characters, so the progress in the transmission of these characters was possible through the developed breeding program.

Due to the self - crosses made, the lines became homozygous, the variability within them decreased but the variability among the lines increased so the coefficient of heritability increased (Table 1).

Table 1.

COEFFICIENT OF HERITABILITY ESTIMATED

	<u>Years.</u>				
	<u>1979/1980</u>	<u>1980/1981</u>	<u>1981/1982</u>	<u>1982/1983</u>	<u>1983/1984</u>
Number of	0,6050	0,5103	0,5921	1,0	1,0
fruits/plant	±0,1004	±0,1102	±0,1003	±0,0352	±0,0272
Heritability					
Fruit mean	0,9654	0,71502	0,70476	1,0	1,0
weight	±0,0807	±0,0489	±0,04003	±0,0098	±0,0113
Heritability					
Yield/plant	0,6580	0,7278	0,5665	1,0	1,0
Heritability	±0,1334	±0,1826	±0,19272	±0,0335	±0,0328
Plant Width	0,9760	0,9667	0,71625	1,0	0,8489
Heritability	±0,0171	±0,0156	±0,1034	±0,0224	±0,0223
Fruit Length	0,8504	0,3837	0,6756	0,9625	1,0
Heritability	±0,00906	±0,1088	±0,1583	±0,0595	±0,0478
Fruit Width	0,8000	0,2317	0,3982	0,8396	0,6331
Heritability	±0,0948	±0,1135	±0,11341	±0,0785	±0,0832
Pericarp	0,3660	0,41157	0,5014	1,0	1,0
thickness	±0,1234	±0,1418	±0,1340	±0,0157	±0,0193
Heritability					
Plant height	0,4543	0,8267	0,5837	1,0	0,9938
Heritability	0±,1341	±0,04	±0,1102	±0,0218	±0,0134

SELECTION OF PROMISING LINES IN PERENNIAL CHILLI
(Capsicum frutescens)

Capsicum Newsletter, 6 (1987), 45-46

V.P. Tewari
Division of Genetics
Indian Agricultural Research Institute.
New Delhi.

Almost all the varieties cultivated on field scale in India belong to *Capsicum annuum*. They are usually early maturing and are grown as annual. The fruits of these varieties show much variability in size and are less pungent than perennial chillies. The perennial chilli varieties are characterized by the small size of the pod, highly pungent and are rarely cultivated on field scale and are known as 'bird chillies' (*C. frutescens*). They are short lived perennial with average plant height of 0.5-1.5 meter and living 2 or 3 years. The production of the 'bird chillies' is rather limited because of poor yields and difficulty in harvest. It has been observed that in many regions chilli growers like to keep the crop for more than one season. Realizing the value of perennial chillies efforts have been made to select superior lines in different populations of 'bird chillies'.

PSP-11 is a promising line with high degree of mosaic and leaf curl resistance, perennial habit, erect and compact plant type with high yield potential. There is no other perennial chillis grown on field scale PSP-11 was therefore evaluated for yield potential with high yielding annual cultivars, the yield evaluation data is shown in Table-1. The new line bears fruits in clusters of 6-9 fruits which can be picked at one go and reduces the labor cost. PSP-11 is of value as a labor, saving device since in future gradually decreasing labor will be available in India for agricultural operations. The fruits of PSP-11 line are upright and are 5-6 cm. and in length. Pusa Jwala chilli cultivar is a source of ideal raw material for manufacture of oleoresin export from India. PSP-11 is a superior quality line with 12% capsaicin content in oleoresin as compared to 7.5-8.5% in 'Pusa Jwala'.

TABLE 1. Yield evaluation test New Delhi, 1986-87.

Variety/Line	Dry fruit yield	Dry fruit yield*	Total fruit yield
	July-Dec. 1986	July-April, 1986-87.	
	Q/ha	Q/ha	Q/ha
PSP-11	2.19	2.79	4.98
PC-1	2.19	-	2.19
NP 46-A	1.83	-	1.83
‘Pusa Jwala’	2.05	-	2.05

*All the cultivars being annual stopped fruiting, only PSP-11 being perennial fruited to yield in summer. The fruit yield was usually low because of low rainfall in the season.

A STUDY OF HYBRID VIGOR IN CHILLIE (CAPSICUM ANNUUM L)

Mak C.

Dept. of Genetics & Cellular Biology, University of Malaya,
59100 Kuala Lumpur, Malaysia.

Heterotic effects on yield and other characters were studied in five F₁ hybrids involving five varieties of Capsicum annuum. Table 1 shows the extent of heterosis based on the hybrid performance over its mid-parent value and also over its higher parent value. All the hybrids out yielded their respective mid-parent values, with two crosses, namely 'Irian' x CM 31 and CPK x 0110-1 showed significant heterosis. Heterosis in yield was primarily due to the number of fruits per plant whereas other yield components were relatively low and some of them were below the mid-parent value.

It was also observed that the F₁ hybrids produced comparatively less flowers as indicated by the general trend of negative heterosis. However, amazingly most of the hybrids expressed relatively high heterosis on the percentage of fruit set, resulting in greater number of fruits per plant.

The negative heterosis in the days to flowering and days to first harvest indicates earliness in flowering and maturity. The F₁ hybrids also showed greater uniformity in these traits.

Both hybrids and parents showed a similar sigmoid growth curve. However, three hybrids namely CPK x 0110-1, 0110-1 x 'Irian' and 'Irian' x CM31 outgrew their respective taller parents in all stages of growth. The hybrid CM31 x 146 expressed intermediate growth compared to their parents whereas for 'Iran' x 146, the growth of F₁ resembled variety 146 very closely.

Table 1. Heterosis effect of the various characters measured in five F₁ hybrids of Capsicum annum.

F ₁ hybrids Characters	0110-1x 'Iran'		CM-31 x 146		'Iran' x 146		'Iran' x CM-31		CPK x 0110-1		Mean value	
	MP	HP	MP	HP	MP	HP	MP	HP	MP	HP	MP	HP
Yield per plant (g)	2710	4.14	34.71	-6.69	38.73	-1.38	33.67	27.89	40.36	22.86	34.91	9.36
Plant height at maturity (cm)	2.46	0.17	-2.34	-13.99	10.15	-1.35	7.40	5.38	6.65	3.74	4.86	-6.05
Number of fruits/plant	-5.26	-25.00	125.00	63.64	33.33	14.29	55.56	27.27	40.74	26.61	49.87	31.37
Weight per fruit (g)	6.00	-30.99	-41.95	-43.61	-20.40	-35.85	-27.18	-42.59	-3.29	-10.60	-17.36	-32.73
% of fruit set	-29.80	-51.47	142.22	50.00	32.48	10.21	48.03	0.61	16.78	5.72	41.94	3.01
Number of flowers/plant	-4.68	-5.56	-16.85	-24.49	20.39	14.81	-23.40	-33.33	11.32	11.32	-2.64	-7.45
Number of seeds/plant	28.03	-6.16	0.00	-0.90	-17.65	-28.05	-6.61	-17.81	67.79	54.32	14.31	0.44
Fruit length (cm)	5.7	-0.37	-21.46	-21.71	111.32	99.17	4.31	-1.39	18.58	0.36	22.69	15.21
Fruit width (cm)	-2.92	-25.75	-2.70	-3.25	-3.09	-18.28	-14.07	-26.87	3.01	-1.91	-3.95	-15.2
Thickness of fruit wall (cm)	9.80	-12.50	-11.11	-13.04	-12.73	-25.0	-14.81	-28.13	5.26	5.26	-6.82	-14.68
Days to flowering	-2.13	4.55	-2.74	1.43	-5.96	-5.33	-0.69	2.86	-1.45	3.03	-2.59	1.31
Days to first harvest	-3.39	1.79	-4.49	-0.85	-4.38	-3.23	0.83	3.39	-3.08	-1.79	-2.90	-0.144

MP – midparent value

HP – higher parent value

RESULTS OF THE COMBINED ABILITY STUDIES IN SWEET PEPPER (Capsicum annuum L.)

Capsicum Newsletter, 6 (1987), 49-50

Subodh Joshi and Brahma
Indian Agricultural Research Institute
Regional Station, Katrain, KuJJ.2Lu, BP-175129 (India)

Analysis of combining ability provides guidelines for early assessment of the relative breeding potential of parental material. It also helps the breeder in identifying the best combiners, which may be hybridized either to exploit heterosis or to build up the favorable fixable genes. In the present study (diallel Set of 9x9 F₁ and F₂ crosses of the material planted as reported by Joshi, 1986) both additive (gca) and non-additive (sca) gene actions were important in the expression of the characters studied (table). In general additive type of gene action appeared to play a greater role, suggesting effectiveness of selection and much faster improvement in economic characters. It was observed that good combiners for a trait also give good combiners performance, but it is not always true, therefore, it is suggested that gca estimates and per se performance of a cultivar should be taken together for assessing its breeding value. For a realistic opinion of good general combiners diallel analysis is also carried out in F₂ crosses. The characters that determine the biological value can be improved by developing pure lines from the crosses of parents having high gca and high per-se performance. This may be expected that these crosses will produce some transgressive segregates in later generations with desired traits. This suggests that for capsicum improvement parents HC-201, 'Golden Queen,' 'Vinedale', 'Ruby King' and 'lob Wonder' may be used in hybridization programme followed by Selection of desirable lines in segregating generation. Further as table the crosses with high sca and high heterosis can be used for commercial cultivation under Almora (temperate regions) conditions, as utilization of hybrid vigor is feasible in this crop (Joshi, 1986).

REFERENCES

Joshi, S. 1986, Results of Heterosis breeding on sweet pepper (Capsicum annuum L.), Capsicum Newsletter, 5, p. 33.

* Present address: Director

Defence Research Laboratory Post Bag No. 2, Tezpur-784001,
Assam (India)

Table 1. Best parent, best F1 and best general combining parent and the best specific cross combination for different characters.

Character	Best parent	Best F1	Best general comviner	Best specific cross combination
Days taken to 75% flowering	RK, 209	210 x 201, 209 x 201	BN, CW	210 x 201, 210 x GQ
Plant height	CW, 201	BN x 201, YW x BN	CW, BN, 201	BN x 201, YW x BN
Number of primary branches	BN, 201	210 x BN, 209 x RK	V, YW	209 x RK, 210 x BN
Days to first picking	201, V	BN x 201, YW x BN	201, V, YW	GQ x BN, 209 x BN
Length of the fruit	V, GQ, YW	RK x YW, 210 x V	V, YW	RK x YW, YW x 201
Early yield per plant	201, GQ	GQ x BN, GQ x V	GQ, V, 201	GQ x BN, 209 x RK
Circumference of the fruit	GQ, 201	RK x GQ, GQ x 201	RK, GQ	RK x GQ
Number of fruits per kg.	210, 201	209 x GQ, GQ x 201	GQ, 201	209 x GQ, 209 x BN
Average fruit weight	210, RK	209 x GQ, GQ x 201	GQ, 201	209 x GQ, GQ x 201
Number of fruits per plant	201, GQ	209 x RK, BN x 201	201, RK	209 x RK, 210 x RK
Fruit yield per plant	201, GQ	BN x 201, 209 x RK	201, RK	209 x RK, 210 x YW

RK = 'Ruby King'

209 = HC-209

CW = 'California Wonder'

BN = 'Bullnose'

201 = HC-201

210 = HC-201

V = 'Vinedale'

YW = 'Yolo Wonder'

GQ = 'Golden Queen'

EXISTENT OF HETEROSIS RETENTION AND GENETIC VARIABILITY IN SEGREGATING GENERATION IN CAPSICUM.

Capsicum Newsletter, 6 (1987), 51

Subodh Joshi
Indian Agricultural Research Institute
Regional Station, Katrain, Kuhn, HP-175129 (India)

Heterosis retention was calculated in sweet pepper as the percentage decrease in F_2 over F_1 generation for ten quantitative characters and genetic variance heritability were calculated for 36 F_2 hybrids for four yield contributing traits in the experimental material planted in April, 1981 (Joshi, 1986). The results showed significant inbreeding depression for all the characters except days to 75% flavoring and first picking. Generally inbreeding depression for yield was observed in those crosses, which exhibited inbreeding depression in any of the yield components. The hybrids showing high heterosis for yield also manifested significant inbreeding depression of yield indicating a dominant type of gene action for this trait. However, the values obtained for heterosis were greater than those for inbreeding depression indicating the role of additive x additive interaction in the manifestation of heterosis. In the hybridization programme aimed at yield improvement the breeder can look for such a combination which shows high mean yield, high heterosis in F_1 and its retention in F_2 generation. The farmers of temperate regions (Almora Condition) can use the crosses HC-210 x 'Yolo Wonder', 'Ruby King' x 'California Wonder' and 'Ruby King' x 'Golden Queen' which were found promising with high mean yield, high heterosis in F_1 and its retention in F_2 generation.

High genetic variability was observed in 12 generations for all the four characters studied. The highest and lowest estimates of heritability were observed in those crosses, which have respectively highest and lowest genotypic variance. It is suggested that selection in advance generations will be more effective in the crosses with high variance and high heritability.

REFERENCE

Joshi, S., 1986, Results of Heterosis breeding on sweet pepper (*Capsicum annuum* L.),
Capsicum Newsletter, 5, p. 33.
Capsicum Newsletter, 6 (1987), 52-53

HETEROSIS POTENTIAL IN HOT PEPPER (CAPSICUM ANNUUM L.)

Jarnail Singh

Department of Vegetable Crops, Landscaping and Floriculture, Punjab Agricultural University, Ludhiana-141 004, India

Hybrid has a great role in boosting yield in almost every crop. In hot pepper, however, not a single F₁ hybrid has so far been released in India. Hybrid seed production through artificial emasculation and crossing is very costly affair. With the development of three male sterile lines (Singh and Kaur, 1986) possessing multiple disease resistance. Thirty-three F₁ hybrids were produced by using 11 important male parents in 1986 and a yield trial was conducted in 1987. The seedlings were transplanted on February 18, 1987 and picking of green and red ripe fruits started on May 14 and June 12, respectively and continued up to September 9, 1987. Only some of the outstanding hybrids have been discussed in this paper. Green yield varied from 987.5 to 1645 g/plant in hybrids. Maximum green yield was found in MS x 1965 g/plant in hybrids. Maximum green yield was found in MS₁₂ x S₂₇ which gave 70.9 per cent more than male parent and 235.71 per cent than standard variety (Table 1). Red ripe fruit yield varied from 664.0 to 905 g/plant. MS₁₃ x S₂₇, MS₁₂ x S₂₇, MS₁₂ x 1535, MS₄₁ x Albena, MS₁₂ x LLS gave excellent results in red ripe fruit production. Although there was lot of variation in increase of red fruit yield of F₁ hybrid over male parent due to lowest yield of 'BG-I' but increase over standard variety varied from 74.45 to 137.76 per cent indicates the great scope of growing F₁ hybrids in this crop.

LITERATURE CITED

SINGH, J. and S. KAUR, 1986, Present status of hot pepper breeding for multiple disease resistance in Punjab. Proceedings VI Eucarpia meeting on Genetics and Breeding in Capsicum and Eggplant. Eucarpia-Zaragoza (Spain), Octo.21-24.

Table 1. Performance of F₁ hybrids in hot pepper

Hybrids	Green yield per plant (g)	Per cent increase over		Red yield per plant (g)	Per cent increase over	
		Male parent	Standard parent		Male parent	Standard parent
MS12 x S27	1645.0	70.9	235.71	893.75	115.36	134.80
MS13 X S27	1500.0	55.8	206.12	905.00	118.07	137.76
MS12 X 1535	1157.0	96.3	136.12	827.50	302.42	117.40
MS41 X 'Albena'	1525.0	78.2	211.22	856.25	82.67	124.96
MS12 x LLS	1188.0	125.21	142.45	825.00	265.64	116.75
MS 12 x 'Hatvani'	987.5	72.48	101.53	708.75	99.64	86.20
M13 x BG-1	1285.0	2143.78	162.24	644.0	10524.0	74.45
S27	962.5			415.00		
1535	589.3			205.63		
'Hatvani'	572.5			355.00		
'Albena'	856.0			468.75		
'Punjab Lal' (standard)	490.0			380.63		
'Ladhiana Long' Selection (LLS)	527.0			225.63		
BG-1	57.0			6.25		

BREEDING HOT PEPPER FOR COLOR

N.Srirama Chandra Murthy, J.N. Bavaji and Y.Rama Rao
Regional AgrI. Res. Station, Lam, Guntur-522 034, A.P., INDIA

Bright red color and its retentively on storage is an important marketable character for hot pepper. In the world trade, Huntaka' and 'santaka' varieties of Japan are famous for their color but their yield potentiality is low when compared to the local strains. Breeding programme was carried out to combine the yield of 'G3' strain and attractive red color of Huntaka chilli. A line LCA 206 has been selected as it possess retentive bright red color of Huntaka and fruit size and yield potentiality of 'G3'. LCA 206 is characterized by elongated main branches and condensed secondary and tertiary branches with chain bearing nature and yield potentiality of 75 Q/ha (dry chillies). The fruits are light green, less pungent and ripe fruits rosy red in color. It is in minikits and all India coordinated varietal trials showing good promise.

Literature:

Sri rama Chandra Murthy, N. and J.N. Bavaji: 1978 High yielding chilli strains with wide adaptability.

Indian Cocoa, Arecanut and spices journal 11 (2) 33-34. Srirama Chandra Murthy, N. and J.N. Bavaji, 1980

Sindhoor a new dual purpose chili strain. Indian Cocoa Arecanut spices journal 4(2) 36-38.

COORDINATED VARIETAL TRIALS (RAINFED CROP)

S.No.	CULTIVAR NO.	Dry pod yield in Kg./hectre	
		1985-'86	1986-'87
1.	LCA 235	1381	2538
2.	LCA 206	1852	2519
3.	Musalwadi	1349	2341
4.	Jawahar – 218	1284	2481
5.	B.R. Red	1701	2261
6.	Sel. 1	1349	2489
7.	CA 586	1271	2053
8.	CA 618 – 126	1216	2013
9.	KCS – 1	1217	2430
10.	K. 2 Check	1451	2419
11.	G4 Check	1645	2241

A STUDY OF SWEET PEPPER YIELD AND QUALITY

Magdaléna Valšílková

Research and Breeding Institute for Vegetable and Special Plants, Hurbanovo, Czechoslovakia

Sweet pepper yield and quality was studied during 5-year-trials using once-over harvest. The years 1983 and 1986 were found to be more favorable for direct sowings.

In 1982 and 1984 higher yields were obtained after raising sweet pepper transplants, and in 1985 the yields were not influenced by the growing method used. With direct sowing the average yields were ranging between 10.88 t.ha⁻¹ and 23.15 t.ha⁻¹ in respective years, and those from transplants between 10.06 t.ha⁻¹ and 21.49 t.ha⁻¹.

With direct sowing out of 39 domestic and foreign cultivars as well as breeding lines observed cvs. Karmen, KS/1-80, Morava, Podarok Moldavy, CE-PM0, CE-VKT, 'Granat', Jubilantka', 'Klenot', 'Konika', 'Perle', 'Jubile', KV-CN, 'Granova' a KV-RNa appeared to be the most successful. Cvs. 'Klenot', KS/1-80, KV-CN, 'Jubila', 'Citrina', 'Granat', 'Konika' Granova', KV-RN, 'Morava', 'Perle' and CE-VKT excelled in yields when grown from transplants. The results indicate that Czechoslovak cultivars and breeding lines /Valsikova 1983, 1985/ achieving best results are most adapted to our conditions. In the years favorable for warm-weather fruit vegetables it is possible to grow successfully most of domestic cultivars from direct sowings in southern Slovakia. There is a need, however, to take into account low proportion of 1st class quality fruits of physiological maturity as 'compared with traditional growing method.

Yield and quality of sweet pepper

Tab. 1

Pionter	Direct sowing					From transplants				
	1982	1983	1984	1985	1986	1982	1983	1984	1985	1986
Average yield I.+II. Class quality /t.ha-1/	13,29	23,15	10,88	21,99	18,98	20,12	21,01	15,59	21,49	10,06
Proportion of green fruits from yield /%/	22,87	12,27	78,81	-	18,48	16,86	11,03	24,44	23,78	23,66
Proportion of I.class quality from yield /%/		67,42	45,20	61,48	37,39	69,64	57,36	50,61	68,46	55,96
Average weight of fruits /g/	86,68	68,16	-	108,45	50,08	101,66	90,40	-	124,33	57,54
Average length of fruits /mm/	89,49	77,14	-	93,99	65,76	95,46	81,76	-	93,75	74,26
Average width of fruits /mm/	57,06	52,03	-	61,07	45,49	59,17	52,07	-	62,47	48,40

EVALUATION OF GENTIC PARAMETERS OF SELECTED FEATURES OF
SWEET PEPPER FRUIT (*CAPSICUM ANNUUM* L., cross cul. TOMATICOT
GIALLO AND POZNANSKA SI~ODKA)

Capsicum Newsletter, 6 (1987),58-59

R.P..Andrzejewski and Z.Kaczmarek'

*Department of Agricultural Plant Breeding, Agricultural
University, ul..Zgorzelecka 16, 60-196 Poznań, Poland

**Institute of Plant Genetics Polish Academy of Sciences,
-ul.Strzeszyńska 34, 60-479, Poznań, Poland

The paper contains partial results, of an experiment concerning variability and way of inheriting some features of sweet pepper (*Capsicum annuum* L.) carried out in the Department of Agricultural Plant Breeding of Poznań Agricultural University during the years

1983/86 (Andrzejewski, doctoral dissertation). Initial experiment material constituted two cultivars: 'Italian Tomaticot giallo' (T.g.) and 'Polish Poznanska Slodka' (P.S.). In 1966, among others, six following generations were analyzed: T.g., P.S., T.g. x P.S.- F₁, /T.g. x P.S./ x T.g., /T.g. x P.S./

x P.S., T.g x P.S.,- F₂ . This experiment was carried out in two environments (foil tunnel, field) in randomized block system in four replications. Seventeen features were observed connected with description of fruit, yield structure and description of plants of which this work presents three features, namely: mass, length and width of fruits.

By means of different statistical methods (single-variable and multivariable ones) general characteristics of examined generations were evaluated with determining means and variance (Table 1). Comparison of these generations was made with respect to all analyzed features together and separately. During verification of the hypotheses concerning interesting - contrasts between the generations, so called simultaneous test procedure was applied. Genetic analysis based on determining evaluations of genetic parameters concerning additive action of genes (d), domination (h). and non-allelic interaction homozygote x homozygote C_i), homozygote x heterozygote C_i), heterozygote x heterozygote (1) (Mather,Jinks.1962) was carried out separately for each parameter

Assessment of these parameters is given in Table 1. Significant differences between the results of tunnel and fields experiments were not observed. The effects of additive action of genes are significantly positive for mass and width of fruits (on the level < 0, 05) for both experiments (tunnel field). Evaluations of other parameters are more significant in the tunnel experiment.

References

Andrzejewski R.P., (doctorial disseration), The variability and inheritance of imoortant traits of sweed oeooer c~Cansicum annuum L.) -

Mather K. and Jinks J..L., 1982, Biometrical Genetics.Chapman and-Hall, London.

Table 1. Means of variance and evaluation of genetic parameters of sweet pepper cross.
Tomatocot giallo x 'Poznanska Siodka'
Foil tunnel

Generations	No. of plants	Mass fruits		Length fruits		Vidth fruits	
		Plants.....(g).....(cm).....	(cm).....	(cm).....	
		x	v	x	v	x	v
TG	22	161.40	36.32	5.44	0.0023	9.08	0.042
TG x PS F1	24	106.10	8.65	7.57	0.021	7.54	0.012
(T9 x PS) x TG	40	100.81	18.89	6.95	0.042	7.56	0.023
(TG x PS) x PS	40	73.55	2.82	9.74	0.23	5.92	0.012
TG x PS F2	52	95.94	9.34	7.65	0.12	7.06	0.014
PS	23	51.78	2.75	12.97	0.072	4.49	0.003
Evolution	M	141.63 ±	15.69	7.63 ±	1.74	8.07 ±	0.54
of genetic,	[d]	54.81 ±	3.13	-3.77 ±	0.15	2.30 ±	0.10
Parameters	[h]	-147.23 ±	38.42	1.36 ±	4.20	-3.49 ±	1.35
And their	[i]	35.04 ±	15.37	1.58 ±	1.73	-1.28 ±	0.53
Standard	[j]	-55.10 ±	11.22	1.95 ±	1.08	-1.31 ±	0.40
Deviations	[k]	111.70 ±	23.88	-1.41 ±	2.53	2.97 ±	0.85

Field

Generations	No. of plants	Mass fruits		Length fruits		Vidth fruits	
		Plants.....(g).....(cm).....	(cm).....	(cm).....	
		x	v	x	v	x	v
TG	21	52.99	17.21	4.02	0.01	6.31	0.03
TG x PS F1	20	50.50	11.79	5.76	0.06	5.85	0.02
(T9 x PS) x TG	43	59.13	5.28	5.62	0.03	6.06	0.01
(TG x PS) x PS	43	38.41	2.78	7.11	0.10	4.80	0.01
TG x PS F2	52	53.61	4.67	6.55	0.07	5.70	0.02
PS	21	25.03	3.28	8.79	0.11	3.69	0.01
Evolution	M	58.37 ±	10.59	7.14 ±	1.29	6.04 ±	0.64
of genetic,	[d]	13.98 ±	2.26	-2.39 ±	0.17	1.35 ±	0.10
Parameters	[h]	-11.17 ±	25.44	-0.99 ±	3.08	-1.17 ±	1.45
And their	[I]	-19.36 ±	10.34	-0.74 ±	1.28	-1.08 ±	0.63
Standard	[j]	13.48 ±	7.26	1.79 ±	0.80	-0.19 ±	0.35
Deviations	[k]	3.30 ±	16.48	-0.39 ±	1.89	0.98 ±	0.87

TG – 'Tomatocot giallo'

PS – 'Poznanska Syodka'

A progress in breeding for resistance to CMV in pepper

C. Shifriss and S. Cohen

The Volcani Institute of Agricultural Research,

Bet Dagan 50 250, P.O.B. 6, Israel

Capsicum Newsletter, 6 (1987), 60

In a previous report (Shifriss and Cohen 1986) we hypothesized that resistance to CMV is linked with genes responsible for small fruits. Following second backcrossing to a "Bell" type cultivar, BC2F2 we received few resistant individuals all with small fruits. Continuous breeding work, i.e. third backcrossing generation BC3F2 and a study of 462 individuals from the original cross suggest reservation from the previous "linkage" hypothesis.

Following the third backcrossing we received resistant plants with fruits much larger than those obtained in previous generation. In addition among 462 F₂ individuals from a cross between CMV resistant and susceptible parents the heaviest fruited plants carried fruits of 20 g while those with lightest fruits showed 8 g per fruit. No single individual approached the original parents in fruit weight (the CMV resistant and susceptible parents had fruits of 1 g and 150 g respectively).

Hence fruit weight and size depend on large number of genes not necessarily linked with these traits like resistance to CMV. Further backcrossing is suggested for improving fruit size.

References

Shifriss, C.. and Cohen, S.-1986 Resistance to cucumber mosaic virus(CMV) and a linkage with small fruit size. Capsicum newsletter, N^o5:48.

BREEDING SWEET PEPPER RESISTANT TO CUCUMBER MOSAIC VIRUS

T.Narikawa*,K.Hida* and B.Zhang**

*National Research Institute of Vegetables, Ornamental Plants and Tea

(NIVOT), Japan

**Chinese Academy of Agricultural Sciences, Vegetables Research Institute, People Republic of China

In Japan, China and other Asian countries, the most important diseases of sweet and hot peppers are TMV, TMV-Pepper strain, CMV and so on. The resistant lines to TMV and TMV-P have been found and these are used in the procedure of breeding. But the resistant lines to CMV have not been found in Asian countries. Now in NIVOT breeding sweet pepper resistant to CMV are started and the authors have got some in formations.

The authors dealt with two experiments, one is the study on the resistance to CMV of commercial cultivars of C. annuum and one line of C. baccatum (LS 340' introduced from French) and the other is on resistance of CMV different between Capsicum species, namely 27 lines of C. annuum, 5 C. baccatum, 4 C. pubescens, and 1 C. chinense.

The testing methods applied here are as follows; After CMV preserved in NIVOT was multiplied on plants of *Micotiana glutinosa*, upper leaves were collected and grined with buffer solution of 1/15 H phosphoric acid and filtered, which was solution for inoculation. CMV was inoculated on the second foliage leaf of peppers. 10 days after inoculation, the grade of mosaic (M), yellow (Y), and growth (G) were observed.

Results: Although there were some differences in the grade of H, Y, and G between cultivars, it was suggested that there was no difference between cultivars. On the plant of 'LS 340' a little mosaic and yellow were observed but it seemed more resistant than C. annuum cultivars.

Difference of resistance between species are shown in Table 1. Some lines of C. annuum and C. baccatum were of low grade in N and Y but later they were severely damaged. So C. annuum and C. baccatum tested here were not resistant to CMV. Four lines of C. pubescens tested were more resistant than other species, especially 'LS 1659' introduced from Bolivia, South America was a little damaged by CMV and seemed a highly resistant line.

Through the cross ability tests by many researchers the crossing between C. annuum and C. pubescens is very difficult. Now the authors are planning to make the crosses between C. frutescens and C. pubescens, to introduce the resistance to C. frutescens, and to make the crosses between C. annuum and the resistant C. frutescens.

Table 1. Difference of resistance between Capsicum species

No.	Arranged No.	Species	Intro. From	Grade of		
				M	Y	G
1.	LS 1609	<u>C. annuum</u>	Mexico	58	39	30
2.	LS 1610	“	“	50	22	35
3.	LS 1612	“	“	62	46	7
4.	LS 1613	“	“	73	40	9
5.	LS 1614	“	“	59	46	27
6.	LS 1630	“	Israel	44	68	0
7.	LS 1631	“	Bolivia	64	58	28
8.	LS 1658	“	“	66	60	51
9.	LS 1660	“	“	73	18	39
10.	LS 1621	<u>C. baccatum</u>	Mexico	72	42	53
11.	LS 1637	“	Peru	75	75	18
12.	LS 1638	“	“	55	75	0
13.	LS 1655	“	Bolivia	65	38	2
14.	LS 1656	“	“	66	56	34
15.	LS 1650	<u>C. pubescens</u>	Peru	60	30	8
16.	LS 1659	“	Bolivia	49	9	5
17.	LS 1663	“	“	52	20	3
18.	LS 1716	“	?	52	32	11
19.	LS 1639	<u>C. annuum</u>	Peru	69	26	29
20.	Shosuke	<u>C. annuum</u>	Japan	54	57	46
21.	New Ace	“	“	65	68	11

Index of M: 0(No mosaic) ~ 4 (severe mosaic)

Y: 0 (green) ~ 4 (yellow)

G: 0 (healthy) ~ 4 (extremely dwarf or dead)

Grade = (Sum of Inde)/ (4 x No. of plants observed) x 100

CUCUMBER MOSAIC VIRUS RESISTANCE IN CAPSICUM ANNUUM L. -AN UPDATE

C. W. Nicklow and P. Comas-Haezebrouck
University of Massachusetts, Suburban Experiment Station
Waltham, MA 02254

In a later screening following our report by Cuevas and Nicklow (1) we obtained 7 F₃ progeny within P.1. 286419 to be 100 percent “resistant” and is reported in Table 1.

Of the 7 evaluated to be “resistant” to the Massachusetts strain of CMV, each was used to inoculate with the California strain of CMV. A repeated test, using the Massachusetts strain of CMV, to reconfirm resistance would have taken place during the fall and winter of 1986-87 but, due to a few extremely hot days during the summer of 1986, the Massachusetts strain of CMV was lost. Therefore, a substitution was made using the California strain of CMV to determine if there is a difference between the two strains or if indeed there were two different strains. As we had self's of quite a few “resistant” plants from the above reported test, 12 plants of each of the F₃ progeny were inoculated and results are indicated in Table 2.

Since all plants in each of the progeny acquired the virus, this gives preliminary information that the California strain of CMV behaves differently than the Massachusetts strain as reported in Table 1. It is acknowledged that both strains should have been evaluated at the same time but this was not possible. Our conclusion to date is that these are indeed 2 different strains of CMV, as our P.1. 286419 progeny shows “resistance” only to our Massachusetts strain.

(1) Cuevas, J. R. and C. W. Nicklow, 1985, Cucumber Mosaic Virus Resistance in *CAPSICUM annuum L.* Capsicum Newsletter, 4, p. 48

Table 1. Restuts of inoculating plants of 15 progeny and a check of cultivar ‘Midway’. Resistant progeny are indicated.

<u>Progeny</u>	<u>Number of plant with virus/ Number of plants inoculated</u>	<u>“Resistant”</u>
A2#10	1/13	
A4#	0/11	Yes
A2#	1/14	
A4#	2/13	
A6#	0/15	Yes
A5#	0/15	Yes
A6#	0/13	Yes
A4#	0/13	Yes
A3#	2/13	
A5#	9/15	
A6#	1/14	
A3#	1/13	
A6#	0/16	Yes
A6#	2/39	
A4#	0/15	Yes
‘Midway’ Cultivar (check)	30/30	

1/ Each plant was inoculated at least two times following the fifth true leaf. “Resistant” are those plants showing no virus symptoms.

Table 2. Number of plants infected with the Calif. Strain of CMV. (No. of progeny inoculated within an entry is indicated in parenthesis).

<u>Progeny</u>	<u>Number of plants with virus/Number of plants inoculated</u>	
A6#8(14)‘Midway cultivar’	168/168	12/12
A4#6(13)‘Midway cultivar’	156/156	12/12
A5#5(15)	180/180	
A6#6 (10)	120/120	
A4#7(15)‘Midway cultivar’	180/180	12/12
A4#11(11)‘Midway cultivar’	132/132	12/12
A6#7 (13) ‘Midway cutivar’	156/156	12/12

1/ All plant showed CMV symptoms

STUDIES ON BIOLOGICAL CONTROL OF PHYTOPHTHORA CAPSICI ON PEPPER

G.Cristinzio

Capsicum Newsletter, 6 (1987), 65

Institute of Plant Pathology - University of Naples Via Università, 100 - 80055 Portici (NA) —
Italy

Several isolates of *Chaetomium* sp., *Coniothyrium* sp., *Gliocladiu* sp. and *Trichoderma* sp. were tested against *Phytophthora capsici* L. in laboratory and glasshouse trials. The best results were obtained with one (MA-19) of the thirty isolates of *Trichoderma* that were used.

The volatile products of MA-19 reduced 65% of the growth of *P.capsici* on V-8 agar after 7 days at 21 ± 1 °C and completely inhibited its sporulation.

Glasshouse four-leaf stage pepper plants were inoculated at the crown level with the antagonist. The fungus was cultivated on PDA in 10 cm Petri dishes. After ten days of growth the content of one dish was suspended in 200 ml of tap water; 10 ml Of the suspension were distributed around the crown of each plant. After 7-10 days the plants were inoculated with *P.capsici*. The pathogen was grown on V-8 agar in 10 cm Petri dishes for 7 days; one dish was suspended in 4000 ml of tap water and 10 ml of this suspension were used per plants.

In the first week the mortality of the plants pre-inoculated with MA-19 was reduced to 50% compared to the control plants.

INTERACTION BETWEEN FOUR VIRUSES AND PHYTOPHTHORA CAPSICI ON PEPPER

Capsicum Newsletter, 6 (1987), 66-67

G. Cristoforo and C. D'Ambrósio

Institute of Plant pathology - University of Naples Via Università, 100-80055 Portici (NA) - Italy - A susceptible pepper cultivar "Comb di toro rosso" was used to study the interaction between virulent strains of CMV, PVX, PVY, TMV and *Phytophthora capsici* L. Trials were carried out in a glasshouse at 25-30 °C on young 2-4 true-leaf plants.

Seven and fourteen days after the virus's inoculation, the fungus was inoculated at crown level using 10 ml per plant of a standard mycelial suspension (a seven-day old colony suspended in 1000 ml of distilled water). Results were observed seven and fourteen days after the fungus inoculation.

Table 1 shows that the pre-inoculation of CMV, PVX and PVY increases susceptibility of the plant in opposition to TMV, which decreases it. However TMV decreases the susceptibility of the plant only when the fungus is inoculated at a seven days interval. A similar effect of TMV on pepper was found by Bansal *et al.* 1978 toward the causal organism of anthracnose, *Colletotrichum capsici* (Syd.) Butler and Bisby.

BANSAL R.D., KHATRI H.L. and SHARMA O.P., 1978. Interaction between Tobacco mosaic virus and *Colletotrichum capsici* in *Capsicum annuum*. *Phytopath. medit.* 17, 210-211.

GIL ORTEGA R., PALAZON ESPANOL C. and CUARTERO ZUECO J., 1986, Response of pepper to the intravarietal selectio for resistance to *Phytophthora capsici*. 5th Eucarpia Meeting on Capsicum and Eggplant, Zaragoza (Spain), p. 141-144.

POCARD E. and DAUBEZE A.M. 1980, Recherche et evaluation des composantes d'une résistance polygenique: la résistance du piment à *Phytophthora capsici*. Ann.Amélior. Plant. 30 (4), p. 377-398.

Figure 1(1). Evolution of *P. capsici* mycelial growth rate (mm/week) on several pepper genotypes at two different days lengths (16 and 9 hours). Temperature 20C
rate (mm/week)

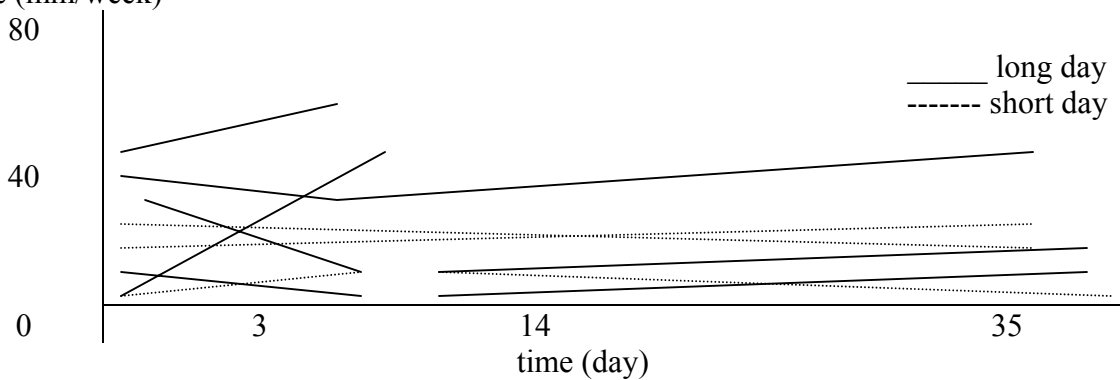
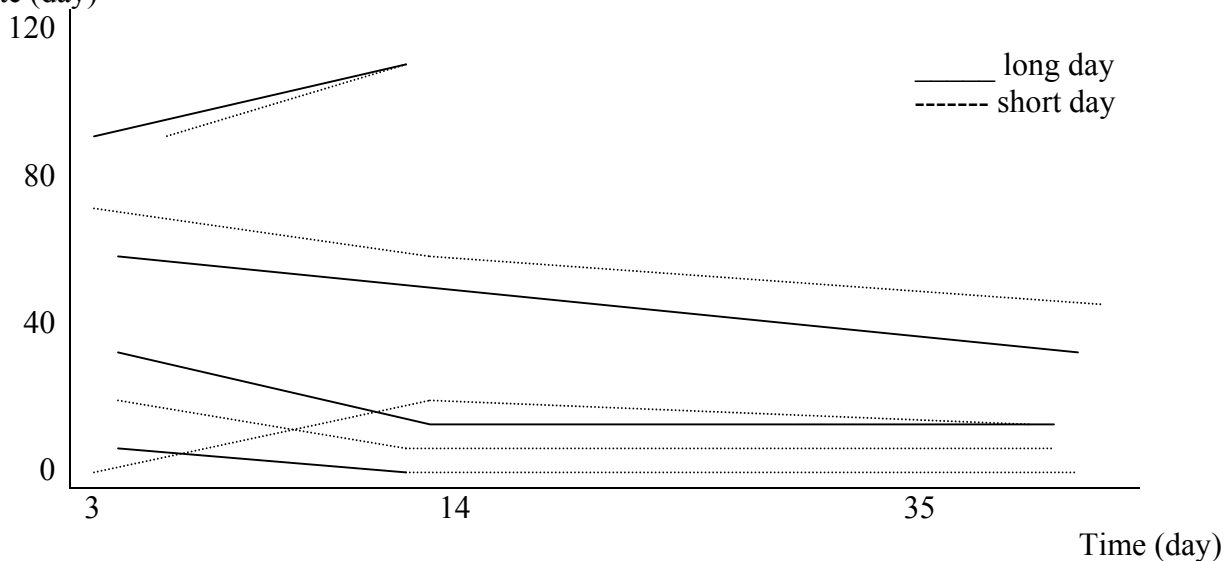


Figure 2(1). Evolution of *P. capsici* mycelial growth rate (mm/week on several pepper genotypes at two different days lengths (16 and 8 hours) Temperature 30C
rate (day)



(1) Abreviations used for pepper materials:
I224 = INIA 224
SP/BL = Susceptibles Plants of Breeding Lines
RP/BL = Resistant Plants of Breeding Lines
PI = PI 201232

SEARCH FOR CAPSICUM ANNUUM SUSCEPTIBILITY TO FUSARIUM

Capsicum Newsletter, 6 (1987), 70

Vidalina Camino, T. Desestre y J. Espaniosa

Horticultural Institute "Liliana Dimitrova"

Carr. Quivican Km. 33.5, La Habana, Cuba.

Diseases cause serious damages in pepper (Capsicum annuum L.) in Cuba. In order to study the origin of some symptoms as yellowish in plants and yield lack that became to appear in pepper areas encreasingly, we started a search in order to find out the casual patogen of these symptoms.

19 peppers varieties were sown in semicontrolled conditions (isolated) using a mix of soil and organic matter (3:1) this was sterilized with methyl bromide. Seedlings at 2-3 true leaves, separated in two groups, were submerged in a conidium suspension (108 ufc/ml) of Fusarium solani and Fusarium oxysporum pv lycopersici and then transplanted in soil. (Laterrot, 1984).

Three weeks later the searched symptoms appeared. Some cultivars as 'Keystone Resistant Giant', 'Mild California Wonder' and 'Export' were susceptible to Fusarium solani while 'Bell Boy', 'Citrina', 'Chay', 'New Ace', 'Regalo de Moldavia', 'True Hear' and 'Vesna' were susceptible to Fusarium oxysporum pv lycopersici. 'Hungarian Sweet Wax' was susceptible to both pathogens. The technique used to study host resistance was developed by Wellman, (1939) and modified by Mitov et al, (1973).

Laterrot H. 1984. Comunicacion personal.

Mitov N. et al. 1973. Resistancia de variedades de tomate al Fusarium oxysporum f. lycopersici (Sacc) snyder y Hansen. Rev. Agricultura. Ano VI, 2:52.

Wellman F.L. 1939. A technique for studying host resistance and patogenicity in tomato Fusarium wilt. Phytopatology. Vol. 29, 11:945.

DEVELOPMENT OF A SCREENING TECHNIQUE FOR RHIZOCTONIA SOLANI ON PEPPER SEEDLINGS (CAPSICUM ANNUUM)

R.I.Muhyi and P.W.Bosland Department of Agronomy & Horticulture, New Mexico State University, Las Cruces, New Mexico 88003-0003, U.S.A.

Most pepper (Capsicum annuum cultivars are susceptible to the fungus Rhizoctonia solani which causes pre- and post-emergence damping-off, seed decay, stem canker and root rot (1,2,4). This pathogen may invade seedlings through wounds or when planted in clay and/or saline soils (1). R. solani is becoming a problem in New Mexico as pepper production expands into clay soils. A study to determine the feasibility of screening peppers for resistance to R. solani was undertaken.

R. solani was grown on autoclaved corn kernels for two weeks(2). Two inf~esi~j kernels were placed in each planting cel 1 (4 x 2.75 x 5.5 cm). The pepper seedlings were divided into two groups. One group was inoculated at planting and the other was inoculated at the 4 to 6 true leaf stage.

The seedlings were scored 45 days after inoculation using an interaction phenotype scale of 0-9, where 0= healthy roots with light brown color, 1 = dark brown roots, 3 = distorted tap root, 5= death of tap root but with secondary roots, 7 = stem girdling and necrosis, 9 = death. A disease index (D.I.) was calculated from the formula: $D.I. = \sum (ixj)/n$, where "i" is the interaction phenotype class, "j" is the no. of plants in each class, "n" is the total no. of plants.

Table 1 shows all of the R. solani isolates caused significant disease as compared to the uninoc6-lai-e-d -control when the pathogen was added at seeding. Table 2 suggests five R. solani isolates were most virulent causing high disease indices. four isolates (i.e. PWB-9, 10, 11 & 12) have been stored for further experiments. Soil temperature tanks are being employed to assist in determining the optimum soil temperature for the seedling screen (3).

Literature cited:

1. DIXON, G.R., 1981, Vegetable Crop Diseases, AVI Publishing Company, Inc., Connecticut, 404 pp.
2. HOWARD, R.J. and WILLIAMS, P.H., 1976, Methods for detecting resistance to Pythium and Rhizoctonia root diseases in seedling carrots, Plant Dis. Repr., 60: 151-156.
3. MILDENHALL, J.P. and WILLIAMS, P.H., 1973, Effect of soil temperature and host maturity on infection of carrot by Rhizoctonia solani, Phytopathology 63: 276-280.
4. SHANNON, E. and COTTER, D., 1986, Chile disease control, NMSU Cooperative Extension Service, bulletin no. 400 W-12.

Table 1 : Disease indices of Rhizoctonia solani on the pepper cv. 'NM6-4'when inoculated at seeding.

R. solani isolates	Disease indices*	
PWB-9	8.94	A**
PWB-12	8.91	AB
PWB-10	8.86	ABC
P2S-B	8.53	ABCD
PWB-11	8.25	ABCD
Mixture of all isolates	8.14	ABCD
0-7-22	8.08	ABCD
P2R-A	7.97	BCD
V3R-2	7.94	CD
V3R-6	7.91	CD
PIR-D	7.72	D
C-7-22	7.69	D
Control (no pathogen)	0.15	E

Table 2 Disease indices of Rhizoctonia solani on the pepper cv. 'NM6-4'when inoculated at the 4 to 6 true leaf stage.

R. solani isolates	Disease indices*	
PWB-9	3.66	A**
PWB-10	3.49	A
PWB-11	3.12	A
PWB-12	3.05	A
P2S-B	2.12	AB
Mixture of all isolates	1.42	BC
P1R-D	1.36	BC
V3R-6	1.11	BC
C-7-22	1.03	BC
V3R-2	0.99	BC
P2R-A	0.93	BC
D-7-22	0.79	BC
Control (no pathogen)	0.22	C

* Disease indices were calculated from three replicates.

** Means with the same letter are not significantly different at 0.05 level using L.S.D. test.

RESISTANCE OF CAPSICUM SPECIES TO VERTICILLIUM DAHLIAE K.

J. Iglesias-Olivas, P.W. Bosland and D.L. Lindsey
 Department of Agronomy and Horticulture, New Mexico State
 University. Las Cruces, New Mexico 88003, USA

Verticillium dahliae has been reported on pepper (Capsicum sp.) in Europe (1), United States of America (2), and Canada (3). Attempts to control the disease using chemical (5), cultural (5), and biological (6) methods have been without positive results. As V. dahliae is persistent in the soil, breeding for disease resistance is the only effective means of control. Genetic resistance has been described in some accessions of Capsicum sp. (1,3) but not yet in C. annum. The lack of a strong resistance to V. dahliae stimulated an extensive screening of Capsicum annum for a source of resistance.

Three hundred and twenty-five accessions of C. annum L., C. baccatum L., C. chacoense H., C. chinense J., C. frutescens L., and C. pubescens R. & P. (Table 1) were screened for resistance V. dahliae. Isolates of V. dahliae from California, Arizona and New Mexico were used in the screening test. The roots of 21-day-old seedlings were washed and dipped into a concentration of 1×10^6 propagules per ml for one minute (4). A minimum of 10 seedlings were transplanted to trays containing a pasteurized mixture of 1 peat moss: 1 sand: 1 loam (by volume). Trays were placed on greenhouse benches where air temperature ranged from 10 C to 300 C. Three weeks after inoculation plants were evaluated for Verticillium symptoms using a 0-9 scale where 0= no symptoms, 5= chlorosis+necrotic leaf margins and 9= death. The cultivar 'NuMex R-Naky' was included as a susceptible control in each of the screening tests.

New Mexico Capsicum Accession (NMCA-298) exhibited partial resistance to Verticillium wilt. Vascular discoloration was confined to the lower portion of the plant with no V. dahliae isolated from the upper portion of the plant. Introgression of this resistance to into commercial pepper types has begun and inheritance studies to determine the kind of gene action will also be investigated.

Table 1. Accessions of Capsicum species screened for resistance to Verticillium dahliae K.

ACCESSION	RESISTANT	SUSCEPTIBLE	TOTAL
C. annum	1	310	311
C chacoense		3	3
C. chinense		4	4
C. frutescens		2	2
C. pubescens		2	2

1. SACCARDO, F. AND K. S. RAMULU. 1977. Mutagenesis and Cross Breeding in Capsicum for disease resistance against Verticillium dahliae. Capsicum 77:161-172.
2. LIPPERT, L. F. AND M. O. HALL. 1963. Screening for Verticillium resistance in pepper (Capsicum sp.). Plant disease Reporter 47:840-843.

3. WOOLLIAMS, G. E., L. G. DENBY, AND A. S. F. HANSON. 1962. Screening sweet and hot pepper for Verticillium wilt resistance. Canadian Journal of Plant Science 42:515-520.
4. VALLECILLO, J. M. 1984. Study of techniques for determining resistance of chile to the soil-borne pathogens Verticillium dahliae Kleb. Thesis New Mexico State University.
5. COSTACHE, M. 1976. Results obtained in the control of vascular diseases in vegetables of fungicides. ACTA Horticulturae 58:461-468.
6. TURHAN, G. 1980. A new race of Streptomyces ochraceiscleroticus in the biological control of some soil-borne plant pathogens. II. In vitro studies on the possibilities of using c/2-9 against some important diseases. Journal of Plant Disease and Protection 88:422-434.

DEVELOPMENT OF A NEW DISEASE SCREENING TECHNIQUE FOR VERTICILLIUM WILT OF PEPPER, CAPSICUM ANNUUM

R.S.Johnson and P.W.Bosland

Dept. of Agronomy and Horticulture, New Mexico State University, Las Cruces, New Mexico, USA, 88003

Verticillium wilt of pepper caused by Verticillium dahliae was first reported in the American literature Dec. 31, 1938 (Snyder, 1938). Since that time, Verticillium wilt of pepper has achieved epidemic levels in some fields of southern California (Kendrick, 1959). In New Mexico, the economic importance of this disease is on the increase (Lindsey, 1985). Therefore, a reliable and reproducible screening technique is needed to identify possible sources of genetic resistance, chemical controls and biological control agents.

Several methods of inoculation are available including stem injection, root dipping and soil inoculation. However, the stem injection and the root dipping methods are only feasible for the identification of genetic resistance. Alternatively, the soil inoculation method could be used to identify all three sources of possible protection. Unfortunately, successful soil inoculation has not been developed to the point where it is consistently reliable in peppers. Nevertheless, researchers at the Plant Protection Institute in Beltsville, Maryland have developed such a technique for the detection of potential biocontrol agents when eggplant is the host (Marois, 1982). Currently, a method for Verticillium wilt screening using soil inoculation, with peppers as the host, is being developed at New Mexico State University.

Inoculum Production. A highly virulent isolate of V. dahliae was cultured from an infected plant collected at Hatch, N.M. The pathogen is grown in pure culture on PCDA for five weeks in darkness at 25°C. The cultures are then blended in distilled water (500ml/10 plates) for two minutes and the microsclerotia (MS) separated on a 200 mesh sieve. The MS are counted using an eosinophil counter, quantified in #MS/g soil (dry wt.) and mixed.

Treatments. Six treatments were evaluated; 0.0, 6.25, 12.5, 25.0, 50.0 and 100.0 MS/g soil. The pepper cultivar 'R. Nakil' was grown in a randomized complete block design with three replicates. The plant trays were placed in soil temperature tanks with the soil temperature maintained at 25°C where temperature does not normally fluctuate more than 10°C.

Plant Evaluation. Each plant was scored on an interaction phenotype scale of 0 to 9 where 0 designates the healthy control and 9 designate death. The scale is described in Table 1 and the preliminary results are given in Table 2.

Infection Verification. From each treatment, a .5 cm section was taken from the upper half of the main stem of a five plant sample. Each section was soaked in a 2.5%(V:V) aqueous sodium hypochlorite solution for one minute and transferred directly to PCDA plates. The pathogen was reisolated from all treatments except the uninoculated controls. Experiments are in progress to investigate dosage response of pepper to higher levels of V. dahliae than previously examined.

TABLE 1. INTERACTION PHENOTYPE SCALE

- 0 - no symptoms
- 1 - some stunting
- 2 - stunting and chlorosis
- 3 - stunting, chlorosis and discolored xylem
- 4 - stunting, chlorosis, discolored xylem and epinasty
- 5 - above symptoms plus necrosis
- 6 - above symptoms plus loss of lower leaves
- 7 - above symptoms plus loss of upper leaves
- 8 - above symptoms, plant near death
- 9 - dead plants

TABLE 2. PLANT RESPONSE

Scale	0 MS/g	6 MS/9	12/MS/g	25 MS/g	50 MS/g	100 MS/9	# plants
	# plants	# plants	# plants	# plants	# plants	# plants	# plants
0	101	51	24	1	1	4	
1	0	18	61	53	55	28	
2	0	6	0	10	25	0	
3	0	2	9	9	4	14	
4	0	4	0	0	0	0	
5	0	0	11	13	20	23	
6	0	0	0	0	0	0	
7	0	0	1	5	4	8	
8	0	0	0	0	0	17	
9	0	0	0	6	9	5	

REFERENCES

Kedrick J., 1959, Influence of soil temperature and strains of the severity of verticillium wilt of pepper, *Phytopathology*, 49, p. 23-28.

Lindsey D., 1985, Verticillium wilt, Chile Conference Proceedings, N'MSU Cooperative Extension Service, p. 4.

Marois J., 1982, Biological control of verticillium wilt of egg plant in the field, *Plant Disease*, 66, p. 1166-1168.

Snyder W., 1938, Verticillium wilt of pepper, Capsicum annuum, *Phytopathology*, 29, p. 358-362.

RESISTANCE OF POWDERY MILDEW IN AN ACCESSION OF CAPSICUM FRUTESCENS AND ITS INHERITANCE PATTERN [Capsicum Newsletter,6 (.1987), 77-78]

N. An and, A.A. Deshpande and T.S.Sridhar Indian Institute of Horticultural Research
Hessaraghatta Lake P.O., Bangalore - 560,089, India.

Resistance to powdery mildew (Leveillula taurica) was reported in 33 accessions belonging to six species of Capsicum other than C. annuum (Deshpande et al., 1985). One of the lines in C. frutescens (IM 703Y) observed to be highly resistant to powdery mildew was successfully crossed with C. annuum cv. Arka Mohini. IM 703 is characterised by medium thick fleshed dark green fruits ripening yellow, wrinkled, pungent, with blunt fruit apex. Using Arka Mohini (a large fruited, high yielding bell pepper variety) as a susceptible parent, F₁, F₂ and backcrosses were generated. These were evaluated during July-October, 1986. The disease incidence was scored on a 1-5 scale (1 - resistant; 5 susceptible) on 3 randomly selected leaves per plant.

Incomplete dominant genes appear to govern resistance to powdery mildew in IM 703 as shown by the F₂ score of 1.6 (Table-1). The F₂ segregation pattern did not fit into any of the known ratios indicating that at least 3 gene pairs operate for resistance to the races of the pathogen at this centre. The mean scores in the backcross generations were towards the respective parents indicating additive gene action between loci. In the BC₂ generation 20.5% of the plants were resistant revealing the utility of IM 703 and the ease with which powdery mildew resistant selections can be developed.

Reference:

A.A. Deshpande, N. Anand, C -S - Pathak and T.S . Sridhar, 1985. New sources of powdery mildew resistance in Capsicum species. Capsicum Newsletter, No. 4 : 75-76.

Table-1. I Frequency distribution in different classes for parents F₁, F₂ and backcrosses (in percent).

Scores generation	1	2	3	4	5	No. of plant observed	Mean score
P ₁ (Arka Mohini)	-	-	-	23.1	76.9	26	4.7
P ₂ (IHR 703)	100	-	-	-	-	19	1.0
F ₁ (P ₁ x P ₂)	45.5	54.5	-	-	-	22	1.5
F ₂	14.3	53.6	21.4	7.1	3.6	112	2.3
BC ₁ (P ₁ x P ₂ x P ₁)	0	8.5	21.2	38.3	31.9	47	3.7
BC ₂ (P ₁ x P ₂) x P ₂	20.5	30.8	25.6	17.9	5.1	39	2.0

CONTROL OF SEED-RED LOSSES OF CAPSICUM

K.S. Kapoor and P.C. Takur

Indian Agricultural Research Institute

Regional Station, Katrain-175129(HP) India

Seed-bed losses in bell pepper (*Capsicum annuum* L.) due to damping off organisms viz. *Pythium debaryanum*, *Phytophthora capsici*, *Rhizoctonia solani* and *Fusicladium albobrunneum* have been alarmingly increased in northern part of India. The situation has led to abandonment of fields for growing less lucrative crops. With a view few selected fungicides alone and coupled with hot water as pre and post-emergence treatments were tested for their efficacy in controlling damping off.

The fungal cultures were multiplied separately in sand maize medium for four-weeks, steam sterilized nursery soil was inoculated by mixing the cultures at 4 percent (W/W), 72 hours prior to sowing. The seeds of commonly grown pepper variety California Wonder were divided into two lots. Before undergoing fungicidal treatments one lot was subjected to hot water for 30 min. at 52°C. After that seeds from both the lots were soaked separately for 30 min. in fungicidal suspensions along with sticker Triton-X. The inoculated soil was drenched with respective fungicidal suspensions at the rate of 5 lit./m² of the soil 24 hours prior to sowing. Two post-emergence sprayings at 15 days interval with respective fungicides were given after one month of sowing. The experiment was conducted in 25 cm pots. The sowing was done in the second week of March and each treatment consisted 100 seeds.

The results revealed that seed treatment with hot water + Rhizolex S-3349 and its subsequent application as soil drench and spray was superior to the rest of treatments in protecting the seeds and seedlings against damping off pathogens. Besides complete control of post-emergence damping off the Rhizolex treatments also produced vigorous seedlings. Comparatively less vigorous seedlings were noticed in Rovral treatments. Captan a commonly used fungicide responded poorly. Hot water treatment exhibited supplementary effect to all the fungicidal treatments without affecting seedlings vigour.

Table 1. Effect of seed treatment/soil drenching and foliar spray on the damping of f organisms

Treatment	Cone %	% of germination	Post-emergence damping off (%)	Seedling vigour* (0-10)	Average height of seedlings (cm)
Bavistin	0.15	77	9009	7.00	11.00
Bavistin + Hot water	0.15	85	5088	7.00	11.20
Captan	0.3	68	26.47	76.50	10.50
Captan + Hot water	0.3	74	25.71	6.50	10.50
Daconil-2787	0.2	75	10.66	7.50	11.20
Daconil-2787 + Hot water	0.2	80	7.50	7.50	11.20
Rovral 0.2		75	8.00	5.9	8.50
Rovral + Hot water	0.2	85	7.05	5.50	9.50
Rhiolex S-3349	0.15	80	0.00	8.50	11.50
Rhizolex S-3349 + Hot water	0.15	88	0.00	8.50	11.50
Hot water					
Hot water	-	37	100.00	-	-
Check (No fungicide)	-	02	100.00	-	-
Do soil inoculation	-	90	41.11	4.00	8.70

0 - Dead seedlings, 10 - Highly vigorous seedlings

SPLIT APPLICATION OF NEMATICIDES TO CONTROL ROOT-KNOT-NEMATODE (*Meloido-gyne incognita*) AND SHOOT AND FRUIT BORER (*Leucinodes orbonalis* Guen) IN EGG PLANT. (*Solanum melongena*) SEED CROP

S.Ahuja and M.C.Mukhopadhyaya*

Punjab Agricultural University, Ludhiana-141 0049 India,

*Burdwan University, Burdwan-713 104, India

Shoot and fruit borer (*Leucinodes orbonalis* Guen) damages more than 70 per cent of this crop in India (Lal, B.S. 1964, Vegetable Pests Entomology in India, p.187). At the Vegetable Farm of Punjab Agricultural University, there is 40 to 50 per cent loss in eggplant crop due to root-knot nematode and a complete Failure of this crop occurs during rainy season, due to severe attack of shoot and fruit borer.

Green leaves of neem (*Azadirachta indica*) or Persian lilac (*Melia azadirachta**) were mixed with soil at the rate of 500 g/m², one week before transplanting of five week old seedlings, while nematicides Carbofuran (3 G) and Aldicarb (10 G) were mixed at the rate of 1, 2, 3 kg a.i. ha⁻¹ into the soil or applied into the pits. The split application (Table 1) of nematicides were given at the interval of 30 days. The experiment was carried out in triplicate in 4 m x 4 m plots with plants at 70 cm x 40 cm spacing. Weekly pickings were done and yield of fruits in kg per hectare was worked out. Root-knot index (R.N.I.) was also determined at harvest.

The results indicate (Table 1) that in the absence of borer attack application of leaves of neem or Persian lilac suppress the population of nematodes and increase the yield of brinjal fruits (Table 1) indicating that these act both as nematicides and fertilizers. Fruits, after treatment of soil with such leaves do not have any nematicide residue as is the case with nematicides. Therefore, vegetable crop can be used for table purpose. In the field heavily infested with root-knot nematodes, Carbofuran or Aldicarb used at the rate of 1 kg a.i. ha⁻¹ were not effective. Higher-doses and split application of these nematicides were effective but may pose problems as nematicide residue, if the eggplant fruits are used for table purposes. It was further observed that severe attack of shoot and fruit borer on the eggplant crop can be prevented by above treatment or nematicides (Table 1) by taking seed crop instead of vegetable crop for table purposes. Split application of nematicides was more effective than application of their single dose.

Table 1. Efficacy of leaves of neem (*Azadirachaindica*), persian lilac (*Melia azadarch*) and -nematicides on the yield and control of root-knot nematode (*Meloidogyne incognita*) infestation and shoot and fruit borer (*Leucinodes orbonalis* Guen) attack on egg plant (*Solanum melongena*).

Treatment	Spring Crop (Root-knot infestation only)			Rainy season Crop (Root-knot nematodes + shoot and fruit borer attack)		
	Yield.(Times increase over control)	R.N.I.	Treatment	Yield (Times) increase over control.	Condition of Crop & R.N.K.	
Neem leaves, 500g/m ²	2	5.1	1.5	a)Broadcasting of neem/persian lilac (500g/m ²) formation	No Stunted flowering or fruit	growth
Persian lilac leaves 500g/m ²		4.9	2.0	Carbofuran 1kg a.i./ha Carboruran 2kg a.i./ha	-do- Wilting(dead) Stunted	
CD Nematicides				b)Split application Persian lilac + carbofuran (50og/m ² +1kg a.i./ha ⁻¹)		3.1 4.0
a) Broad casting (pit application ⁻¹)				Carbofuran(kg.A,.i.ha-		
3	3.3 (3.6)		5.0 (5.0)			
2	3.1 (3.3)		5.0 (5.0)			
1	1.0 (1.3)		6.0 (6.0)			
Aldicarb(kg.a.i.ha ⁻¹)				Carbofuran(kg a.i.ha ⁻¹)		
3	3.5 (3.6)	5.0	(5.0)	1 + 1	2.8	5.0
2	3.3 (3.6)	5.0	(5.0)	2 + 1	4.2	5.0
1	1.4 (1.6)	6.0	(5.0)	1 + 1 + 1	6.2	3.0
b) Split application (kg.a.i.ha				(O+Carbofuran 1 kq-1)		1.0 6.0
Control						
Carbofuran 1+1	4.1	5.0				
Aldicarb 1+1	4.4	4.0	a.i.ha			
Control	1.0	6.0				

R.N.I. : (1 = no infestation; 2 1-25%; 3 = 26-50%; 4 51-75%; 5 = 76-100% infection and 6 = confluent galling).

C

YIELD LOSSES DUE TO VARIOUS PESTS IN HOT PEPPER

Khalid Ahamad, Md. Gouse Mohamed and N.S.R. Murthy A.P. Agricultural University, Regl. Agrl. Res. Station, Lam, GUNTUR-522 034, A.P., INDIA.

Occurrence of white mite *Polyp, hagotarsonemus latus* and thrips *Scirtothrips dorsalis* H. from the early growth of chilli crop and the fruit borer *Spodoptera Litura* F. from the reproductive phase leads to severe losses in hot pepper. At the Regional Agricultural Research Station, Lam, Giinturf experiments were carried out during 1985 to 187 for assessing the yield losses due, to various pests for formulating effective and economic pest control measures for the important chilli pests.

The average yield losses during two seasons along with the mean incidence are furnished in the table. As seen from the data, all the major Insect pests put together were capable of reducing the yield as high as 76.68 per cent. Sucking pests equally damage as that of fruit borers. The thrips as well as mites caused equal yield losses to the extent of 20.50 per cent to 24.89 per cent respectively. Interspecies competition was more pronounced between mites and thrips. Their combined incidence accounts for any yield loss of 34.14 per cent. Thus it could be concluded that taking appropriate plant protection against mites and thrips with selective insecticides apart from controlling fruit borers, which apparently damage the crop causing considerable yield losses, could easily salvage 50 per cent loss in chilli yields.

Table : Felt losses in chillies due to key pests

S.No.	Insect	Mean incidence in yield M	Mean reduction
1.	White mite	94.70 nos/50 leaves	24.89
2.	Thrips	31.03 nos/50 leaves	20.50
3.	Pod borer	22.37 %	35.93
4.	All sucking pests	--	34.14
5.	Sucking pests & borers	--	76.78

EFFECT OF PARTIAL VACUUM ON VIABILITY OF SWEET PEPPER SEEDS

Capsicum Newsletter, 6 (1987), 85-86

S.D. Doijode

Indian Institute of Horticultural Research Banealore-80 India

Bell pepper (*Capsicum annuum* L.) seeds are short lived and high storage temperature, moisture or relative humidity further reduce the longevity. However~ in certain vegetable seeds the oxygen also play a vital role in deterioration. Storage of seeds either in vacuum or with inert Cases increase the viability (Bass and Stanwood, 1978). The present experiment was conducted to study the effect of partial vacuum on the seed viability during ambient storage.

Materials and Methods

Seeds of sweet pepper cv Arka Kohini having 7.0 per cent moisture were packed in laminates under partial vacuum and paper envelopes as check and stored in ambient conditions (16-35°C, RH 25-90%) - Seed viability and seedling vigour were assessed periodically. Seeds were germinated at 30°C in seed germinator and seedlings were evaluated as per the standard ISTA procedure (Anon. 1985) - Shoot length and dry weight were recorded on eight days old seedling.

Results and Discussion

There was significant impact of partial vacuum on the germination of seeds (Table 1). Seed viability was high in vacuum stored seeds than check after 18 months of storage. None of seeds were viable after 30 months of storage. There was no difference in seedling vigour in terms of shoot length and dry weight in vacuum stored seeds and check. The study revealed that storage of seeds in partial vacuum preserves the seed viability under ambient conditions suggesting thereby involvement of oxygen in seed deterioration. High percentage of germination in vacuum stored seeds was probably due to decline in oxygen level and increase in carbon-dioxide in laminates.

References

Anonymous, 1985 - International rules for seed testing. Seed Sci. Technol., 13(2):322-328.

Bass L.N. and Stanwood P.C. 1978. Long term preservation of sorghum seeds as affected by seed moisture temperature and atmospheric environment. Crop Sci., 18:575-577.

Table 1: Influence of partial vacuum on seed viability and seedling vigour during storage

period (months)	Storage Seed viability		Seedling vigour			
	Germination(%)		Shoot length(cm)		Dry weight(mg)	
	Vacuum	Check	Vacuum	Check	Vacuum	Check
0	85	85	1.1	1.1	3.0	3.0
6	79	67	1.7	1.9	3.9	3.9
18	59	41	1.8	1.6	4.9	3.9
30	0	0	0.0	0.0	0.0	0.0
L S D	8.1		0.41		0.43	

GERMPLASM RESOURCES OF SOLANUM MELONGENA FROM SPAIN.

F.Nuez 1 9 M.J.Diez 1 , C.Ferrando 11 , J.Cuartero 0 , J.Costa 1: Genetics Department, Politechnical University, Valencia, Spain. 2: Experimental Station "La Mayara", Algarrobo-Costa, MALaga, Spain. 3: C.R.I.A., La Alberca, Murcia, Spain.

A project for collecting vegetable crops in Spain was started in 1984. The project was supported by the IBPGR/FAO. The first accessions collected of Solanum melongena were published previously (Cuartero et al.,1985). Later,we collected 42 new accessions from Valencia, Catalun'a, Murcia and Andalucia areas. Table I shows the origin and some characteristics of the accessions collected.

Table I Accesions collected. [capsicum Newsletter? 6 (1987),87-881

Identification	Locality	Local Name	Observations
A-S-1	Teruel	Bereniena	For boiling
AN-S-19	Alcala la Real	Berenjena	For stewing and boiling
AN-S-20	Martas	Berenjena rabo corto	For stewing and frying, short peduncle.
AN-S-21	Marmolejo	Berenjena rabo largo	For stewing and frying, long peduncle.
AN-S-22	Mengibar	Berenjena rabo largo	For stewing and frying, long peduncle.
AN-S-23	Canena	Bereniena rabo largo	For stewing and frying, long peduncle.
AN-S-24	Canena	Bereniena	For stewing and frying.
AN-S-25	Santa Fe	Berenjena redonda y morada.	For frying and roasting round and violet colour
AN-S-26	Santa Fe	Berenjena redonda y negra.	For frying and roasting round and black colour.
AN-S-27	La Carlota	Bereniena de cocido.	For stewing.
AN-S-28	Jauja	Berenjena rabo largo	For stewing and frying, long peduncle.
AN-S-29	Jauja	Blanca.	For stewing and frying, white colour.
AN-S-30	Jauja	Rayada	For stewing and frying, ruled fruit.
AN-S-31	Puentegenil	Berenjena	For stewing. de cocido.
AN-S-32	Puentegenil	Berenjena gorda.	For stewing and frying, big size.
AN-S-33	Gibraleon	Bereniena	Bulb shape. de bombilla.
C-S-7	Vilabertran	Berenjena	Ruled fruit. rayada.
C-S-B	Cataluna	Bereniena larga.	Long fruit.
C-S-9	Cataluga	Bereniena	Long and black fruit. larga negra.

<u>Identification</u>	<u>Locality</u>	<u>Local Name</u>	<u>Observations</u>
C-S-10	CataluAa	Berenjena	Round fruit. redonda.
CA-S-1	San Nicolas	Berenjena	Medium size, oval shape.
MU-S-1	El Mirador	Larga morada semitemprana	Long and violet fruit, early crop.
MU-S-2	Torre Pacheco	Redonda morada.	Violet colour.
MU-S-3	Monteagudo	Listado de Gandia.	Ruled fruit.
MU-S-4	Villa del Azarbe	Alargada	Long and violet colour. violeta.
MU-S-5	Zeneta	Larga listada de Gandia.	Long and ruled.
MU-S-6	Patino	Redonda morada lisa.	Violet colour.
MU-S-7	Beniajan	Larga negra.	Long and black.
MU-S-8	Media le gua	Redonda negra	Round and black.
MU-S-9	Las Torres de Cotillas	Violeta larga	Long and violet colour.
MU-S-10	Alhama morada.	Redonda	Round and violet colour.
MU-S-11	Totana	Redonda negra	Round and black colour.
MU-S-12	Lorca	Larga negra	Long and black colour.
V-S-11 Dolores	Listada de Gandia.	Ruled fruit.	
V-S-12	Benijofar	Larga negra	Long and black CDlour.
V-S-13	San Fulgencio morada.	Redonda	Round and violet colour.
V-S-14	Rafal	Larga negra.	Long and black colour.
V-S-15	Aspe	Listada de Gandia.	Ruled fruit.
V-S-16	Noveld	Redonda negra	Round and black colour.
V-S-17	Elche	Larga violeta negra.	Long and violet-black colour.
V-S-18	Elda	Larga negra.	Long and black colour.
V-S-19	Muchamiel	Larga morada.	Long and violet colour.

References:

CUARTERO, J.; NUEZ, F.; COSTA, J.; CORELLA, P.; CATALA, M.S. 1985, Germplasm Resources of Solanum melongena from Spain-, Capsicum Newsletter, 4, p, 77-78

Acknowledgements: We are extremely grateful to the Diputaci6n de Valencia, Servicio de Extensi6n Agraria and to all those who have collected vegetable crop germplasm: M.S. CatalA, M.L. G6mez-Guillam6n, C.Cortes, G.Anastasio and P. Fern6ndez de Cordova.

PRODUCTION OF ANTHÉR-DERIVED PLANTLETS OF EGGPLANT

G.L. Rotino, A. Falavigna F. Restaino

Research Institute for Vegetable Crops, Pontecagnano (SA) and Montanaso Lombardo (KI), Italy

In vitro anther response of four cvs and six hybrids of eggplant on eight induction media was investigated. Flower buds containing uninucleated microspores were collected, during spring and summer time, from plants grown in the field.

Anther culture was carried out following the method proposed by Dumas de Vaulx et al (1982) modified as for IAA, NAA, zeatin and glucose concentration. Out of 9.050 cultured anthers, 531 well-formed androgenetic embryos were obtained.

Anther responses were clear cut influenced by the genotype: the best performance was given by L.V. Barbentanel while the other cvs on average yielded less than the hybrids (tab. 2). Besides, the F 1 hybrid 'Ronde de Valence x Dourgal gave no embryos in contrast with the result obtained by Chambonnet (1985).

Also the hormon content in the medium had a strong influence on the androgenetic process (tab. 3) of the different genotypes. For instance, NAA and zeatin was capable to improve the percentage of embryos in the cv 'L.V. Barbentanel and in the hybrid IWIR768 x Viserbal (Rotino et al., 1987). As far as the efficacy of sucrose and glucose is concerned, the highest concentrations seems to be the best, however further investigation is needed.

These previous data suggest that a precise choice and a suitable balance of auxins and cytokinins can obtain an enhancement of in vitro anther response in eggplant genotypes.

Data regarding the ploidy level of anther-derived plants from these experiments are not yet available, however from a previous similar experiment the percentage of haploid and diploid resulted to be 65% and 35% respectively (Rotino et al., 1987).

References

DUMAS de VAULX R., CHAMBONNET D., 1982, Culture in vitro d'anthers d'aubergine (Solanum melongena L.): stimulation de la production de plantes au moyen de traitements A +350C (associés A de faibles teneurs en substance de croissance. Agronomie 2 (10), p. 983..

CHAMBONNET D., 1985, Culture d'anthers in vitro chez trois Solanacees maraicheres: le piment (Capsicum annum L.), l'aubergine (Solanum melongena L.), la tomate (Lycopersicon esculentum Mill.) et obtention de plantes haploides. These de Docteur d'Universit&. Academie de Montpellier. ROTINO G.L. et al., 1987, Possibility of eggplant' (Solanum melongena L.) improvement through in vitro techniques. Genet. Agr., 41, p. 267.

Table 1: Kindand concentration of compounds added to Dumas do Yquix bagel medium.

Compounds	Induction media-							
	1	2	3	4	5	6	7	3
Sucrose(gr/1)	120	30	60	60	60	60	60	24
Glucose(gr/1)	-	-	63	63	63	63	63	6
Kin (mg/2)	3	0,01	5	5	5	-	-	0,01
2,4 D (mg/1)	-	0,01	-	-	5	-	3	0,01
IA6 (mg/1)	1	-	5	-	-	-	-	-
HAA (mg/1)	-	-	-	5	-	3	-	-
Zoatin (mg/1) -	-	-	-	-	-	1	1	-

Table 2. - Norber of cultured anthers, number and percentage of embryos - and number of plentlets. At the present transpented In the sell, for each genotype not considering the media tested.

Genotype	No of cultu red anthers	Embryos		No of plentlets
		no	%	
Dourge	900	6	0.60	6
Floralba	400	1	0.25	1
Ronde do Valence	750	1	0.13	1
Lunge Polette Borbentone	910	306	33.63	193
L.Y.Darbontono x Floralbo	1000	17	1.70	15
Ronde do Valelice x Dourge	700	-	-	-
Dourge x Ronde de Valence	1460	53	3.97	43
Picentle x Long Purple	750	33	5.00	32
Will 763 x Viser6a	910	95	10-44	50
WIR 763 x Picentia	970	9	0.93	3
Total	9050	531	3.37	349

Table 3 Number of cultured anthers and percentage of embryos obtained from L. V. Barbantans, Dourga x Ronde de Valence, WIR 763 x Viserba, WIR 763 x Picentia, for each media tested.

Media	Lunge violet to Barbentane anth. embr.		Dourga x Ronde de Valence anth. embr.		WIR 763 x Viserba Anth. embr.		WIR 763 x Picentia Anth. embr.		Total Anth embr.	
	n	%	no	%	no	%	no	%	no	%
	1	180	3.9	100	3.0	130	-	-	-	430
2	60	-	200	2.5	-	-	120	-	330	1.3
3	60	5.0	170	0.5	110	2.7	200	-	540	1.3
4	160	120.0	-	-	130	23.7	-	-	290	76.5
5	260	13.0	13.0	5.0	-	-	120	7.5	560	11.6
6	50	32.0	490	7.5	170	14.0	230	-	930	3.2
7	30	136.0	330	1.2	170	1.2	300	-	336	5.7
8	110	-	-	-	200	13.0	-	-	310	11.6

MANIPULATION OF PHOTOSYNTHETIC SINK AND SOURCE IN EGG PLANT

K.K. Brinivasa Division Of Plant Physiology and Biochemistry, Indian Institute of Horticultural Research P.O., Bangalore, Karnataka 560 089 India

The continuing pressure to produce high yielding cultivars has stimulated interest in physiological factors contributing to final yield and in possibilities for using such factors in selection (Srinivasa Rao, 1984). The effect of varying leaf area on yield components of two cultivars of Eggplant 'Pusa Purple long' and 'Arka Navneetvas' studied, for understanding the source-sink relationships. Because of simultaneous vegetative and reproductive growth, competition for assimilates are expected to occur amongst growing points. The treatments included (a) removal of all leaves (T1), (b) 75% of the number of leaves in control retained (T2), (c) 50% of the number of leaves removed (T3), (d) 75% of the number of leaves on main stem removed (T4) and (e) side shoots defoliated (T5). The treatments were given at the time of emergence of first inflorescence. The economic yield decreased in both the genotypes, if the assimilating area was experimentally reduced. The decrease in leaf area did not affect the sink potential; either the number of inflorescence per plant or the number of potential fruits per plant. However the number of fruits per plant decreased with loss in leaf area suggesting that the plants regulated this yield component to suit the size of the source. The dry matter accumulation was more or less same in all the treatments (Table I).

Srinivasa Rao N.K. 1984. Physiological Analysis of growth in brinjal (Solanum melongena L). Garbenbauwissenschaften. 49: 64-67.

Table 1. The effects of reduction in leaf area on sink potential and economic yield in Brinjal

Genotypes	Treatments	Economic yield (g)	No. of inflorescence/Plant	Potential no. of fruits/plant		Actual no. of fruit/Plants	Drymatter accumulated (g)/fruit	Fresh wt. Per fruit
				In all inflorescence	In fruit bearing inflorescens			
P.P.L	T ₁	981	7.7	33.5	24.9	20.8	4.4	50.4
	T ₂	767	7.3	34.7	25.3	16.2	4.2	45.5
	T ₃	698	7.2	30.9	23.4	14.0	4.3	41.5
	T ₄	684	7.1	28.8	21.2	13.1	4.5	39.8
	T ₅	748	7.3	31.6	24.6	16.2	4.5	40.8
A. Navneet	T ₁	1157	6.8	24.9	15.9	8.8	14.2	165.4
	T ₂	916	6.5	21.0	14.3	7.9	13.7	136.1
	T ₃	830	6.4	20.9	13.0	6.8	13.9	133.1
	T ₄	790	6.1	19.0	11.7	6.5	14.0	127.7
	T ₅	871	6.3	21.3	13.8	7.7	14.1	140.9
CD varieties	5%	58	0.2	1.4	0.5	0.5	0.2	1.3
	1%	106	0.4	2.6	1.0	0.9	0.4	2.3
Treatments	5%	28	0.2	0.9	0.9	0.5	0.2	2.7
	1%	38	0.3	1.2	1.3	0.7	0.3	3.6
V x T	5%	39	NS	1.2	NS	0.7	NS	3.8
	1%	54	NS	1.2	NS	1.0	NS	5.1

THE PRELIMINARY STUDIES ON VIRUS DISEASES OF EGGPLANT IN TURKEY

U. Yorganci and S. Erkan

Capsicum Newsletter, 6(1987), 93

Department of Plant Protection, Agricultural Faculty, University of Ege, Bornava -Izmir 35100, Turkey.

Eggplant (***Solanum melongene L.***) is one of the main vegetable crops in Turkey. It is cultivated in both the field and glass-or plastic houses throughout the entire year.

In the course of the survey in the growing seasons - 1984 and 1985 over especially Southern and Western parts of Turkey it was observed that many eggplants showed virus-like symptoms as stunting, deformation and spotting on leaves, and reduction in size of leaves. We, therefore, tried to identify the virus (es) involved in the present study.

After the mechanical inoculation of leaf samples collected, according to their symptoms on the test plants the virus isolates from eggplants could be divided in two distinctive groups.

The majority of isolates obtained was in Group 1 and they produced the same symptoms on certain test plants (***Antirrhinum majus, Capsicum annuum, Chenopodium amaranticolor, C. quinoa,~ Datura stramonium, Gomphrena glabosa, Lycopersicon esculentum, Nicandra physaloides, Nicotiana glutinosa, N.rustica and N.tabacum*** "cv. Maden and Xanthill) as those recorded for tobacco mosaic virus (TM) in literature. Moreover, these isolates were successfully purified with earlier methods applied for TMV and the clear precipitation lines were observed when these isolates were tested with antisera to isolates of TMV isolated from tobacco and tomato plants in our previous works. The electron microscopical examinations revealed that the isolates in Group 1 had rod-shaped particles, closely resembling those of common TMV.

The isolates in Group 2 infected systemically *N. glutinosa* test plant in particular and caused the pronounced mosaic on younger leaves of this plant. For detecting the virus it is continued the studies as to the purification and the observations in the electron microscope.

IN VITRO SELECTION OF EGGPLANT CELLS RESISTANT TO CULTURE FILTRATE, OF VERTICILLIUM DAHLIAE KLEB. AND REGENERATION OF PLANTS.

G.L.Rotino, A.Falavigna (*) and F.Restaino

Research institute for vegetable crops, Pontecagnano and (*) Nontanoso L., Italy

Tissue culture. Morphogenetic callus was obtained from leaf disks of the cv 'Lunga Violetta PDF1 following the method described by Gleddie (1983). Embryogenic cell suspension was induced and maintained on NS basal medium supplemented with 2 mg/l of 2,4D. For embryos induction, cell Suspension was transferred into MS basal medium with 500 mg/l of serine. Plant regeneration was also obtained by plating cells on agar solidified embryogenic medium. The environmental conditions of cultures were: 16 h day length under 1500 lux (gro-lux lamps) and 25 +1⁰C day and night temperature. For suspension cell culture, 250 ml Erlenmeyer flasks containing 50 ml liquid medium were kept on gyratory shaker at 120 r.p.m.

Fungus culture. Two isolates of *V. dahliae* (V.161 and V.206) supplied by Institute of Plant Pathology of B , were grown at 25⁰C in Czapek Dox. Broth liquid-state culture. From 7 to 30 day of culture, every three days, samples of liquid medium were drawn and filtered (0,45 m pore). Culture filtrate toxicity test was carried out by soaking germinating seeds of eggplant 'Maya F 1 1 and tomato 1S.Marzanol into each sample of the filtrate; after 4 days the length of roots was recorded (Fig. 1 and 2).

V. dahliae culture filtrate displayed its highest toxicity on the 22 nA- day in Czapek liquid medium.

Selection. Cell lines were exposed for 10 days to the liquid medium containing 40% of culture filtrate of the two isolates. Surviving cells were subcultured in not toxic liquid medium, exposed again to the filtrate in liquid or solid medium and then transferred in embryogenic medium for regeneration (fig. 3) From cells resistant to crude culture filtrate, 23 somaclones (R 0) were successfully established in soil and set seeds. The resistance test to the fungus are now in progress, on R 1 and R 2 progenies of these clones, by applying both artificial infection and by measuring the ion leakage. To this purpose 1 or 4 eggplant leaf disks were dipped into 1%, 5% and 10% diluite filtrate of the fungus. The most suitable combination was 4 leaf disks into 5% diluite filtrate (fig. 4)

GLEDDIE S. et al., 1983, Somatic embryogenesis i and plant regeneration from leaf explants and cell suspension of *Solanum melongena* (eggplant). Can.J. of Bot., 61, p.656.


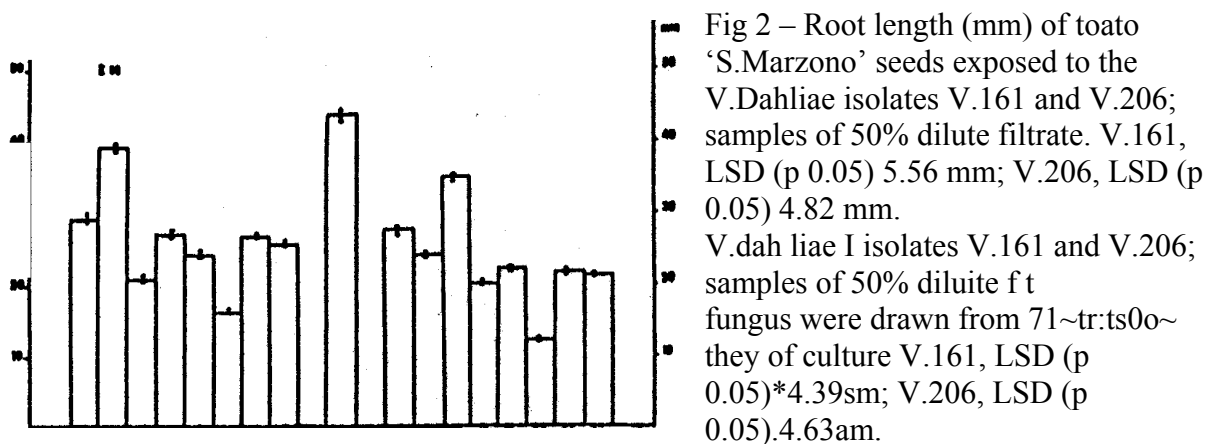
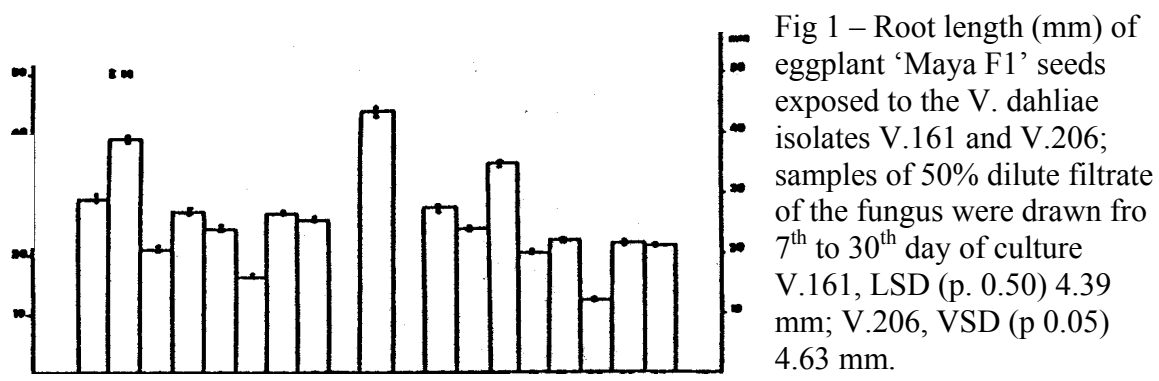
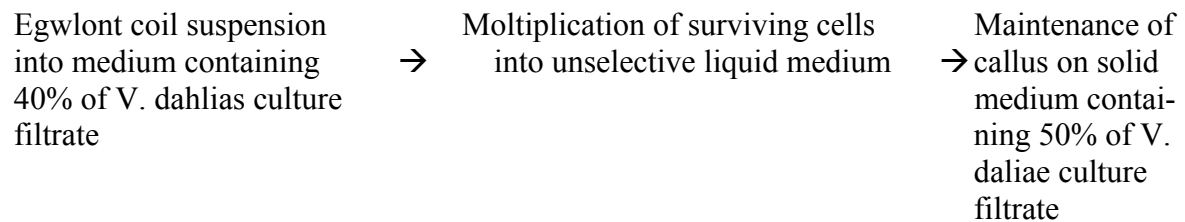


Fig. 4 Trend I of electrical conductivity S cm) of I or 4 leaf disks of eggplant dipped Into 1%, 5% and 10% diluted culture filtrate and Into distilled water.

Fig. 3 - Selection scheme of e-mpiant for resistance to *V. dahlia*s



CHANGES IN THE COMPOSITION OF CELL WALLS OF ROOTS OF EGG PLANT (' Solanum melongena) VARIETIES, AFTER INFESTATION WITH ROOTKNOT NEMATODE (Meloidogyne incognita)

S. Ahuja, M.C.Mukhopadhyaya*, B.K.Gupta and S.P.Ahuja
Punjab Agricultural University, Ludhiana-141 004, India
Burdwan University, Burdwan-713 104, India

Although the reports of enzymatic changes in nematode infested roots are available (Das Gupta, D.R. and Ganguli, A.K. 1986, In: Plant Parasitic Nematodes, of India, p.458, eds. G.Swarup and F.D.R.Dasgupta, IARI, New Delhi), yet little is known about the changes in composition of cell wall and cell solubles after root-knot nematode infestation (Rajan, Varaprasad, K.S. and Swarup, G., Vistas in Plant Pathology, 1986, p.221-236).

In the present study, one-month-old seedlings of different varieties of eggplant (Table 1), grown in sterilized soil, were transplanted singly in sterilized soil in 25 cm pots. Fifteen days after transplantation, 1000-second stage larvae, obtained from roots of infested eggplants, were inoculated around the root zone of a seedling. The inoculated and the control plants were uprooted after three months. The washed galls and normal roots were dried at 60°C and analysed for cell wall constituents (Goering, H.K. and Van Soest, P.J., 1970, USDA Hand Book No.379, Washington, D.C.).

The resistant wild variety had lowest amount of crude protein, cell solubles and lignin and higher amounts of neutral detergent fibre (NDF), acid detergent fibre (ADF) and cellulose as compared to the varieties with variable susceptibility to root-knot nematode. The crude protein contents, NDF, ADF, hemicellulose, cellulose were increased in all the susceptible varieties after infestation with root-knot nematode but the lignin and cell soluble content were decreased. The less susceptible variety Annamalai did not show much change in lignin content after infestation with root-knot nematode (Table 1). The decrease in the lignin content after root-knot nematode infestation may be due to decreased activity of peroxidase which is required during the initial steps of its biosynthesis (Salisbury, F.B. and Ross, C.W. 1978, Plant Physiology, p.217-242 Wadsworth Pub.Co.Inc., Belmont, USA). The increase in cellulose, hemicellulose, ADF, NDF and proteins and decrease in cell solubles after root-knot nematode infestation (Table 1) indicate giant cell formation and conversion of cell solubles into cell wall constituents.

Table 1. Changes in the composition of cell wall of roots of egg plant (Solanum melongena) varieties after infestation with root-knot nematode (Meloidogyne incognita)

Variety	Crude protein	NDF	Cell Solubles	ADF	Hemicellulose	Cellulose	Lignin	Silica
<u>Resistant wild variety</u>								
<u>S sisymbriifolium</u>	7.95	61.5	39.	48.2	12.3	36.7	10.3	1.2
<u>Highly susceptible wild variety</u>								
<u>S tarbum</u>	10.54 (15.54)	58.7 (61.2)	41.3 (38.8)	46.7 (47.6)	12.0 (13.6)	31.8 (35.5)	15.2 (10.8)	0.6 (1.3)
<u>Tolerant Varieties</u>								
Chandigarh	12.02 (13.40)	51.3 (60.0)	48.7 (40.0)	42.6 (45.0)	8.7 (15.0)	25.9 (32.0)	15.7 (12.0)	1.0 (1.0)
Sel P8	10.17 (11.10)	56.3 (59.6)	43.7 (40.4)	42.8 (44.8)	13.5 (29.2)	26.0 (29.2)	14.8 (13.8)	2.0 (1.8)
<u>Highly susceptible varieties</u>								
Punjab	10.54 (15.17)	56.1 (61.0)	43.9 (39.0)	41.0 (42.6)	15.1 (18.4)	26.0 (29.9)	13.9 (10.9)	1.1 (1.8)
Chamila S16	14.61 (17.02)	54.7 (57.1)	45.3 (42.9)	48.6 (48.6)	6.1 (8.5)	35.9 (36.6)	11.2 (10.0)	1.5 (2.0)
<u>Less susceptible variety</u>								
Annamalai	11.10 (15.17)	58.6 (63.4)	41.4 (36.6)	43.5 (46.4)	15.1 (17.0)	28.9 (31.0)	14.3 (13.9)	0.3 (1.5)

Figures in parenthesis represent values of inoculated and infested plants.

EFFECTS OF INFESTATION OF EGG PLANT (Solanum melongena) WITH ROOT KNOT NEMATODE (Meloidogyne incognita) ON THE OXIDATIVE ENZYMES AND CELL WALL CONSTITUENTS OF THEIR HOOTS

S.Ahuja, M.C.Mukhopadhyaya, Ajaib Singh and S.P.Ahuja

Punjab Agricultural University, Ludhiana*-141 004, India

*Burdwan University, Burdwan-713 104, India

The nematode infestations increase the levels of some enzymes (Ahuja, S. & Ahuja, S.P., 1980, Nematol. Medit. 8, p.207; and Ahuja, S., Kapur, P., Mohan, R. & Ahuja, S.P., 1983, Capsicum News, 2, p.149) and chemical constituents (Dropkin, V.H., 1972; OEPP/ EPPO Bulletin 6, p.23). However, little is known about the chemical and enzymatic changes during development of the roots of the egg plant after infestation with the root-knot nematode (Gomme-rs, F.J., 1981, Helm'inthol. Abst. 50, p.9).

In the present study one-month-old eggplant seedlings var. Pusa Purple Long, grown in sterilized soil, were transplanted singly in sterilized soil, in 25 cm pots. Fifteen days after transplantation, 1000-second stage larvae, obtained from roots of infested eggplants, were inoculated around the root zone of a seedling. The inoculated and the control plants were uprooted on day 7, 14, 21, 28 and 50 post-inoculation. The washed galled and normal roots were analysed for soluble sugars and proteins, peroxidase (PO) and polyphenol oxidase (PPO) activities..From the dried samples, the cell wall constituents were also determined.

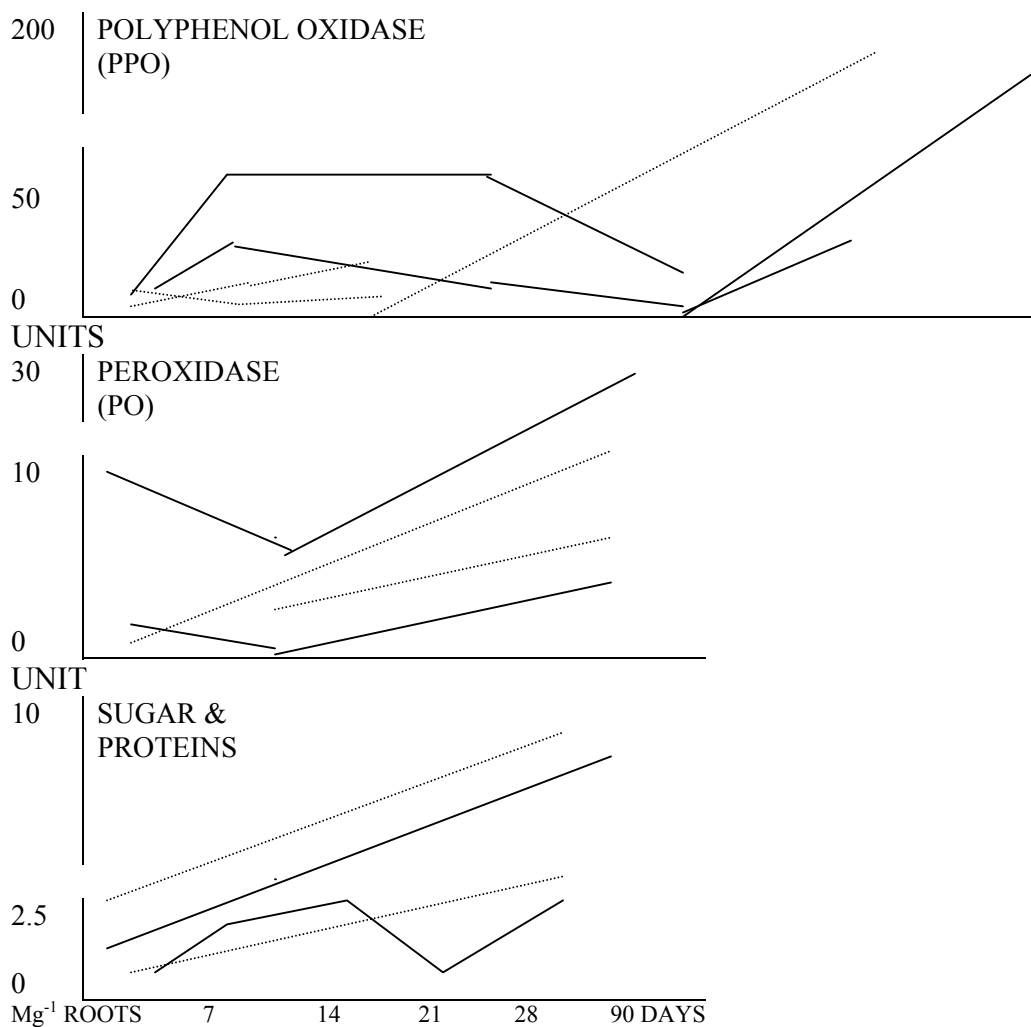
On weight basis the infested roots had higher contents of cell solubles, hemicellulose, cellulose, ash, soluble proteins, PO, PPO and had lower contents of soluble sugars and lign-in (Table I, & Fig.I). Throughout the growth period of roots the activity of PO was much higher than that of the ' PPO. However, on per mg protein bases, the nematode infestation respectively increased and decreased the activities of PPO and PO, during the first 21-28 days post-infestation. The PO and PPO activities then increased upto 90 days (Fig.I). It is known that higher levels of PO and IAA, respectively increase the 'formation of lignin and giant cells (Giebel, J., 1974, Biochem. Mechanisms of Plant Resistance to nematodes -a review. J.Nematology, 6, p.175). Most of the workers have given activities of PO and PPO on tissue weight basis rather than per unit protein basis; the latter is more accurate. The lower levels of lignin and PO (per mg protein basis) observed during this study indicate that nematode infestation of roots of eggplant prevent the lignification during the first four weeks after infestation and to a lesser extent later on. Increased levels of PPO (Fig.I) indicate reversal of inhibition of the PO by polyphenols, which are increased after nematode infestation of eggplants roots.

Fig 1. CHANGES IN THE LEVELS (ms-1 PROTEIN X AND s-1 ROOTS) OF PPO, PO, SUGARS (X) AND PROTEINS (.) IN CONTROL (---) AND NEMATODES INFESTED (—) EGG PLANT ROOTS

TABLE 1. CHANGES IN THE LEVELS OF CELL WALL CONSTITUTENTS OF EGG PLANT ROOTS AFTER NEMATODES INFESTATION

COMPONENTS	CONTROL	INFESTED
DRY MATTER	10.0	9.6
CELL SOLUBLE	49.8	53.7
NDF	50.2	46.3
ADF	36.5	29.5
HEMICELLULOSE	13.7	16.8
CELLULOSE	15.8	16.7
LIGNIN	19.3	12.5
TOTAL ASH	2.9	3.8
SOLUBLE ASH	2.4	3.5
SILICA	0.5	0.3

ADF = ACID DETERGENT FIBRE
 NDF = NEUTRAL DETERGENT FIBRE



EGGPLANT SEED VIABILITY ESTIMATED THROUGH THE TETRAZOLIUM TEST

A.Rota, C. Jacquemod and L. Quagliotti [Capsicum Newsletter,6 (1987),100-101]
Institute of Plant Breeding and Seed Production - The University of Turin -Italy

The tetrazolium test (TTC) was employed on eggplant to evaluate the viability of those fresh, normally imbibed, but ungerminated seeds (FUS) that can be found at the end of a germination test, especially if the environmental conditions are not favourable to the germination process. The employed technique is described in a previous paper (QUAGLIOTTI, ROTA, 1987). The present work has been planned to verify if the results of a germination test are comparable to those of a biochemical test. Besides, it tries to ascertain whether "dubious cases", that is those seeds of difficult evaluation, having for example unstained endosperm or endosperm with dark areas due to fungal infections, are to be scored as viable or nonviable.

Materials and methods

Samples of seeds belonging to the cultivar 'Long Violet' (LV) and to the F1 hybrid 'Black Bell' (BB) were used. Two environmental conditions were chosen: the "standard" one, provided for by the official method (ISTA, 1985) (alternating temperature regime of 20/30°C, 8 hours of lighting in coincidence with the higher temperature) and a second one, with the uniform temperature of 35°C and the absence of lighting.

Firstly, the biochemical test was carried out on 3 replicates of 100 seeds of 'LV' and 3 of 'BB'; 3 more replicates of 100 seeds each for each cultivar were put to germinate under the two differing environmental conditions - inside Petri dishes, on a double moistened filter paper layer- for 55 days. At the same time, 12 more Petri dishes containing 100 seeds each, for each cultivar, were placed into the germination chamber set at 35°C of temperature. After 14 days, 6 of the aforesaid Petri dishes (3 of 'LV' and 3 of 'BB') were transferred at 20/30°C, while the tetrazolium test was carried out on the FUS remaining in other 3 Petri dishes respectively. After 45 days, the remaining 6 replicates for each cultivar were subjected to the same procedure (3 transferred and 3 tested with tetrazolium). Ten more days later, the experiment ended. The number of germinated seeds was registered daily.

Results and discussion

Seeds belonging to 'LV' resulted better than those belonging to 'BB', showing indeed a germinability (PG) of 99% in the "standard" environment, after 14 days, against the 78% of the -hybrid. Besides, high temperature showed a more negative influence on 'BB' than on 'LV' (Tab. 1).

From the comparison between the PG in the "standard" environment and the results of the tetrazolium test initially done on 300 seeds, it appears that the TTC tends to give values statistically higher than those of a germination test (especially if "dubious cases" are considered alive) (Tab. 2). On the contrary, when FUS are added to PG, TTC and germination test values do not differ statistically anymore: FUS are then viable seeds, singled out by the biochemical test, but unable to germinate.

The transfer of the seeds from 35°C to more favourable conditions (20/30°C) produces a PG increase (AN). The final PG values obtained transferring 300 seeds (for each cultivar) at 20/30°C after 14 and 45 days of stay at 35°C were 100 compared to the PG values added to the number of alive seeds resulting from a TTC. In Tab. 3 data concerning 'BB' are shown: when the seeds are transferred after 45 days of stay at high temperature, the TTC overestimates the real germinability of the seeds and it seems that it is indifferent to consider the "dubious cases" alive or dead. On the contrary, when the seeds are transferred after 14 days the two

estimations do not differ statistically if "dubious cases" are scored as alive. If FUS are added to PG, the values differ again (P=0.01), but now it is PG+APG+FUS to be higher than PG+TTC: this means that not all the FUS remaining after the stay at 350C are alive.

The information that on the Whole we can draw from these trials is that the TTC is equivalent to a germination test when the seeds are highly germinable (p.e. 'LV' seeds). When the PG is lower (p.e. 'BB'), the TTC may be an overestimation of seed value, because it tends to score as viable at least a fraction of those seeds which would not germinate in a germination test, but would remain as FUS. The identification of alive and dead seeds according to their different staining was quite easy in this experiment, and "dubious cases" are, on the whole, few: thus, the statistical significance of the comparison test is almost always unaffected by considering them alive or dead.

Literature

ASSOCIATION OF OFFICIAL SEED ANALYSTS, 1970, Tetrazolium Testing Handbook For Agricultural Seeds. Contr.NO 29 to The Handbook on Seed Testing, Don F.GRABE Ed.

INTERNATIONAL SEED TESTING ASSOCIATION, 1985, International rules for seed testing. Annexes 1985, Seed Sci. & Technol., 13, p. 356-513.

QUAGLIOTTI L., ROTA A.,1987, Research in-t-o the effect of some factors (environmental conditions, seed age, cultivar) upon the germination process of the eggplant. (Submitted).

Tab. 1 - Germinability at 20/300C and 3EOC of temperature, after 14 and 45 days.

	20/30°C		350C	
	14 d	45 d	14 d	45 d
'Long Violet'	99%	99%	93.4	93.4
'Black Bell'	78%	82%	37.1	58.6

Tab. 2 - Comparison (X) of TTC results with PG values at 20/300C of Temperature

	'Black Bell'		TTC	
	dubious cases scored as:	dead	alive	
14 d	PG	*	**	
	PG+FUS	N.S.	N.S.	
45 d	PG	N.S.	*	P= 0.05
	PG+FUS	N.S.	N.S.	P= 0.01

Tab. 3 - Comparison (O~) of [PG+TTC carried out on FUS] with [PG+PG increase following the transfer of the seeds at 20/300C after 14 and 45 days of stay at 350C] (+FUS)

'Black Bell'	PG+TTC (14d)		PG+TTC (45d)		
	dead	alive	dead	alive	
dubious cases scored as:					
PG+ PG	*	N.S.	**	**	*P= 0.05
PG+APG+FUS	**	**	**	**	** P= 0.01

ANNOUNCEMENTS

International Symposium on integrated Management Practices for Tomato and Pepper Production in the Tropics

It was held in Tainan (Taiwan, Republic of China) on March 22-25, 1988, organized in an excellent way by the Asian Vegetable Research and Development Center (AVRDC).

Almost 200 participants of 32 all over the world States attended the Symposium. Sixty-four reports were presented, 36 of them concerning the pepper. Part of the reports dealt with country reports, while other sessions were devoted to varietal improvement, stress physiology, genetic resources, integrated pest management and production technology.

Visit of the participants to the AVRDC and to the field exhibition of tomato and pepper cultivars submitted by various Institutes and private seed companies was organized. An agricultural research and extension service (DAIS), a farmers' association and several farmers' fields of pepper and tomato were visited too.

The Proceedings of the Symposium will be published by AVRDC, Shanhua, Tainan, Taiwan, ROC.

List of the reports concerning the pepper

- Crop Improvement through biotechnology (R.A.Morrison and W.H.T.Loh, U.S.A.) - Multiple virus resistant Capsicum cultivars (B.Villalon, U.S.A.)
- Pepper breeding and genetics at New Mexico State University (P.W.Bosland, U.S.A.)
- The use of Capsicum chinense as sweet pepper cultivars and sources for gene transfer (S.S.Cheng, Brazil)
- Pepper improvement for the Tropics: problems and AVRDC approaches O.Y.Yoon, S.K.Green, A.T.Tschanz, S.C.S.Tsou and L.C.Chang, Taiwan)
- The importance of methodology in breeding for resistance to insect pest (M.J.Berlinger, Israel)
- Breeding tomatoes (Lycopersicon esculentum) and sweet peppers (Capsicum annum) for heat tolerance and disease resistance in the Caribbean (G.Anais, French West Indies)
- Quantitative resistance to bacterial leaf spot on pepper compared in mono and polycyclic disease progress tests (A.M.Hibberd and M.E.Herrington, Australia)
- Additive gene action controlling resistance to bacterial leaf spot in a pepper plant introduction line (A.M.Hibberd, Australia)
- Breeding chilli pepper for powdery mildew resistance (A.A.Deshpande, N.Anand and C.S.Pathak, India)
- Abscission of reproductive structures in pepper: causes, mechanisms and controls (H.C.Wien, K.E.Tripp, R.Hernandez-Armenta and A.D.Turner, U.S.A.)
- Genetic resources of Capsicum for tropical regions (B.Pickersgill, U.K.)
- Genetic resources of tomato and pepper at AVRDC (C.S.Tay, Taiwan)
- Problems of seed production and storage in pepper (P.Belletti and L.Quagliotti, Italy)
- Ripe rot of pepper caused by Colletotrichum spp. O.F.Hadden and

L.L.Black, U.S.A.)

- Resistance to anthracnose (Colletotrichum spp.) in pepper (B.S.Kim, H.K.Park and W.S.Lee, Korea)
- Virus diseases of tomato and pepper in Queensland and some aspects of their control (O.E.Thomas, D.M.Persley and D.J.McGrath, Australia)
- Biological, chemical and physiological. Approaches to disease control of tomato and pepper (Y.Elad, Israel)
- The influence of shade nets on the growth and yield of sweet pepper (F.El-Aidy, M. El-Afry and F.Ibrahiem, Egypt)
- Irrigation and nitrogen management for bell pepper (Capsicum annum) in tropical India (D.M.Hedge, India)
- Cultivation and production of tomato and pepper in China (C.Y.Yang, Z.T.Wei and S.D.Li, Thailand)
- Cultivation, production and research of tomato and pepper in Japan (T.Narikawa, K.Hida and Y.Sakata, Japan)
- Tomato and pepper production and research in Korea (K.Y.Kang, Korea)
- Tomato and pepper production in the Philippines (O.M.Soriano, R.L.Villareal and V.P.Roxas, Philippines)
- Production and utilization of tomato and pepper in Taiwan (C.Y.Lin, Taiwan)
- Tomato and pepper production and improvement in Thailand (M.Wivutvongvana and P.Lumyong, Thailand)
- Tomato and chilli pepper growing in Malaysia: current status, problems and research progress (N.M.Shukor, B.H.Chew, S.Noraini and M.N.M.Roff, Malaysia)
- Pepper and tomato production in Indonesia (H.P.Anggoro, Indonesia)
- Tomato and pepper: country report for India (O.H.Singh and D.S.Cheema, India)
- Hot pepper and tomato. Major production constraints, research highlights and future trends of research in Ethiopia (Y.Haile and Y.Zewdie, Ethiopia) Present status and prospects for increased production of tomato and pepper in Northern Nigeria (I.D.Erinle, Nigeria)
- Tomato and pepper production and its problems in Liberia (M.A.AS.Saqui, Liberia)
- Tomato and pepper production and its problems in Sudan (A.M.Yassin, Sudan) Tomato and pepper production and research status in tropical Australia (D.J.McGrath, Australia)
- Tomato and pepper production in Brazil (H.Nagai, Brazil)
- Tomato and peppers in Mexico. Commercial production and research challenges (O.A.Laborde and E.R.Poblete, Mexico)

Differential hosts for viruses

According to the conclusions of the VIth Eucarpia Meeting on Capsicum and Eggplant, prof. Gil Ortega tent us the following text.

"One of the conclusions of the Meeting was trying to decide a unique list of pepper genotypes as differential hosts for PVY, TMV, etc.. After the Meeting I held a conversation with Shlomo Cohen (Israel) and we thought it was convenient to profit the existence of Capsicum Newsletter to accomplish it.

Accordingly, in the case of PVY and TMV there exist proposals already published in literature. For PVY there is available that of GEBRE SELASSIE et al. Agronomie, 1985, 5 (7), 621-630 which could be summed up:

Differential hosts	Pathotypes		
	PVYO	PVY1	PVY1-2
'Bastidon'	+	+	+
'Yolo Y,	-	+	+
'Florida VR-2'	-	-	+
'Serrano Veracruz'	-	-	-

For TMV we dispose as base the information of BOUKEMA, Vth Eucarpia Meeting on Capsicum and Eggplant, Plovdiv (Bulgaria), 84-87:

Differential hosts	Pathotypes			
	PO	P1	P1-2	P1-2-3
'Early Calwonder'	+	+	+	+
'Bruinsma Wonder'	-	+	+	+
'Tabasco'	-	-	+	+
<u>C.chinense</u> PI 159236	-	-	-	+
<u>C.chacoense</u> PI 260429	-	-	-	-

I don't know the existence of similar proposals for other virus (CMV, AMV I ...) but readers are invited to do so through Capsicum Newsletter if there is some concrete proposal.

Besides I should ask for volunteers among the readers of Capsicum Newsletter and the members of ISHS working group on vegetable viruses, in order to multiply the lines of pepper that finally will be accepted as differential hosts; so that each differential host is multiplied at least by two researchers for the remaining persons using them. Once the list of volunteer researchers is done, the working team of Dr. Pochard (INRA) for PVY and Dr. Boukema (IVT) or Dr. Betti (Bologna) for TMV should be asked to provide them with a unique distribution of homozygotic lines of the differential host in order that they distribute the seeds to the rest of interested people. In this way it could be solved the fact that it is always Dr. Pochard who has to do the distribution of seeds.

I am at your disposal for any explanation or help."

REQUEST FOR SOURCES AND INFORMATION:

"SCOTCH BONNET" PEPPER SEED

Small agribusiness corporation seeks information and seed sources for the hot pepper variety commonly called "Scotch Bonnet" on the island of Nevis, West Indies. Peppers are rounded, average 45mm in diameter, are bright red-orange, and extremely hot. Agricultural advisors on Nevis are unable to provide us with the Latin name of this variety, which we desire to grow commercially on the island. we seek the Latin name and any source information on seed. A small supply of seed is available for your study. Please contact collect:

Octavia Porter Randolph, President, Oualie Ltd.

100 Fifth Avenue, Waltham, MA 02154 USA
(617) 240-5888 TELEX: 247316 ARTF UR ATTN:OUALIE

CAPSICUM GENETICS COOPERATIVE

P.W. Bosland

Agronomy and Horticulture Department, New Mexico State University, Las Cruces, N.M., 88003, U.S.A.

A Capsicum Genetics Cooperative (CGC) is being established in the Department of Agronomy and Horticulture at New Mexico State University, Las Cruces, New Mexico, USA for the purpose of acquiring, maintaining, and distributing seed stocks of various Capsicum species. Emphasis is on expediting a wide range of research in breeding, mapping, cytogenetics, molecular biology, plant physiology, entomology, phytopathology, ecology and other biological studies. Screen isolation cages and greenhouse facilities will be used for seed increase to maintain the genetic integrity of each stock. Seed stocks will be stored and maintained in Las Cruces with duplicate seed samples stored at the USDA Southern Regional Plant Introduction Station at Experiment, Georgia, USA. Seed is requested from those of you who have unique genetic stocks that you would like to share with others interested in Capsicum genetics. Summary reports and descriptions of the stocks held in the CGC, as well as an accounting of accessioning and distribution of stocks will be submitted annually to the EUCARPIA, CAPSICUM NEWSLETTER. Contained in the summary will be gene lists, allozymic variants, linkage groups, cytoplasmic variants and cytogenetic stocks such as trisomics, nullisomics, etc.

Anyone who has genetic material and would like to share with others should send seed to Dr. Paul W. Bosland, Agronomy & Horticulture Dept., Box 30003, Las Cruces, New Mexico, 88003-0003. In the case of stocks containing unique quantitative phenotypes, (e.g. wild populations or advanced breeding lines) the donor should take the responsibility of supplying the necessary seed for maintaining the genetic integrity of that stock, a minimum of 1/4 ounce or eight grams should be sent.

All persons providing genes and stocks to the CGC will be recognized as the source of those traits. In the case where the supplier of a trait is not the originator of the -trait, the supplier should provide as much information as possible on the lineage and origins of the trait. A comprehensive file system of stock origins, stock development (lineage), maintenance and distribution will be maintained at Las Cruces. This information will become increasingly valuable to users of these stocks.

ANALYTICAL INDEX

Pepper

Aneuploids	27
Biochemistry	
Berries acidity	33
Carotenoid content	21
Isozymes	25
Sucrose distribution	23
Breeding	
Environmental adaptability	37
Fruit colour	54
Fruit size	58
Heritability	41, 43
Heterosis	41, 47, 49, 51, 52
Yield	56
Cleistogamy	36
<u>Capsicum chinense</u>	39
<u>Capsicum frutescens</u>	45, 77
Diseases and pests resistance	
Fungi	
<u>Fusarium spp.</u>	70
<u>Leveillula taurica</u>	77
<u>Phythium debaryanum</u>	78
<u>Phytophthora capsici</u>	65, 66, 68, 79
<u>Rhizoctonia solani</u>	71, 79
<u>Verticillium albo-atrum</u>	79
<u>Verticillium dahliae</u>	73, 75
Insects	
<u>Polyphagotarsonemus latus</u>	83
<u>Scirtothrips dorsalis</u>	83
<u>Spodoptera litura</u>	83
Viruses	
CMV	60, 61, 63, 66
PVX	66
PVY	66, 104
TMV	66, 104
Genetic resources	13, 15, 16, 17, 19, 106
Malesterility	35
Mutagenesis	28
Natural cross-pollination	30
Polyploids	26
Seed ageing	85
Symposium	102
Varieties	45, 56, 105

Eggplant

Aploids	89
Diseases and pests resistance	
Fungi	
Verticillium dahliae	94
Insects	
Leucinodes orbonalis	81
Nematodes	
Meloidogyne incognita	81, 96, 98
Viruses	
TMV	93
Genetic resources	87
In vitro culture	89, 94
Physiology	91
Seed viability	100

LIST OF THE RECIPIENTS

ALGERIA

-Ougouag B., Department d'Agronomy G6n6rale, Institut National Agronomique, EL HARRACH - ALGER

AUSTRALIA

- Gillespie D., Redlands Horticultural Research Station, Delancey Street, ORMISTON – Queensland 4163
- Hibberd A.M., Dept of Primary Industries, Redlands Horticultural Research Station, P.O.Box 327, CLEVELAND - Queensland 4163
- Mac Grath D.J., Dept of Primary Industries, Horticultural Research Station, P.O.Box 538, BOWEN - Queensland 4805
- Presley D.M., Dept of Primary Industries, Plant Pathology Branch, Meiers Road, INDOOROOPILLY - Queensland 4068

ARGENTINA

- Galmarini H.R., Estaci6n Experimental La Consulta (I.N.T.A.), Casilla de Correo n. 8, 5567 La Consulta MENDOZA
- Hunziker A., Instituto Botanico, Vniversidad de Cordoba, CORDOBA 5000

BRAZIL

- Beek M., Centro Nacional de Pesquisa de Hortaligas, Caiza Postal 11-1316, BRASILIA DF
- Da Costa C. P. (*)
- Della Vecchia P.T., Rua Teodoro Sampaio 2250, 40 andar, 05406 SAO PAULO SP
- EMBRAPA - CNPH, Setor de Informaqao e Documentagao, C.P. 07-0218, 70359 BRASILIA DF
- Fundagao Instituto Agronomico di Parana, Area de Documentagao, Rodovia Celso Garcia Cid - km 375, C.P. 1331, 86100 LONDRINA - Parana
- Reifschneider F.J.B., CNP Hortaligas - EMBRAPA, C.P. 11-1316, 70000 BRASILIA DF

BULGARIA

- Chalukova M.
- Daskalov S., Institute.of Genetics, SOFIA 1113
- Gradinarski L., Institute of Plant Physiology of Bulgarian Academy of Scienes, Academican Bouchevstr. 6, SOFIA
- Institute of Genetics, SOFIA 1113
- Institute of Introduction and Plant Resources, SADOVO
- Institute of Plant Protection, KOSTINBROD 97113
- V. Kolarov Higher Institute of Agriculture, PLOVDIV
- Lukarska E. (*)
- Milkova L., Institute of Genetics and Plant Breeding, SOFIA 1113
- Pentcheva T. (*)
- Popova D., Institute of Genetics, SOFIA 1113
- Pundeva R.

BURKINA FASO

- D'Arondel de Hayes J., IRAT, B.P. 910, BOBO DIOULASSO

CANADA

- Maurer A.R., Research Station, P.O.Box 1000, AGASSIZ B.C. - VOM 1AO

CAPE VERDE

- Levy J., INTA, C.P. 84, PRAIA

CHINA

- Ma D.
- Wang M.
- Zhang B.

COLOMBIA

- Holle M., FAO/IBPGR Regional Officer for Latin America, c/o CIAT, Apartado Aereo 6713, CALI'
- Jaramillo J., Coordinador Programa de Hortalizas, ICA, AA 233 PALMIRA
- Vallejo F.A,

COSTA RICA

- Arce J., CATIE-URG, TURRIALBA 7170
- Centro Universitario Regional del Atlantico, Ciudad Universitaria Rodrigo Facio, SAN JOSE'
- Heinze H., Centro Agronomico Tropical de Investigacion y Ensenanza, TURRIALBA
- Rosset P., Proyecto Regional Manejo Integrado De Plagas, Coordinaduria Costa Rica,
- Apdo. 843-2050 San Pedro, MONTES DE OCA -SAN JOSE'

CUBA

- Camino V.
- Centro de Informacion y Documentacion Agropecuario, Gaveta Postal 4149, LA .
HABANA 4
- Depestre T.
- Espinosa J.
- Instituto de Investigaciones Fundamentales en Agricultura Tropical, Calle 10 esq. a 20, Santiago de Las Vegas, CIUDAD HABANA
- Mendez A., Instituto de Investigaciones Fundamentales en Agricultura Tropical, Calle 10 esq. a 20, Santiago de Las Vegas, CIUDAD HABANA

CZECHOSLOVAKIA

- Betlach J., Vegetable Research Institute, OLOMUC 772 36
- Kopec C., Research and Breeding Institute foF vegetable and Special Crops,
HURBANOVO
- Institute of Experimental Botany, Czechoslovak Academy of Sciences, Sokolovska 6, 772
00 OLOMUC
- Research and Breeding Institute for Vegetable and Special Plants, 94701 HURBANOVO

- Valsikova M. (*)
- Vegetable Research Institute, OLOMUC 772 36

EGYPT

- El-Aidy F., Faculty of Agriculture, P.O.Box 84, KAF-EL-SHEIKH

ETHIOPIA

- Engels J., Project Manager, GTZ, Plant Genetic Resources Center, P.O.Box 30726, ADDIS ABEBA
- Haile Y., Bako Agricultural Research Center, P.O.Box 3, BAKO SHOA

FRANCE

- Chambonnet M.D., INRA, Vegetable Breeding Station, 84140 MONTFAVET-AVIGNON
- Chermat M., Institut de Recherche Vilmorin, La Menitre, 49250 BEAUFORT EN VALLEE
- Daubeze A.M., INRA, Vegetable Breeding Station, 84140 MONTFAVET-AVIGNON
- Dumas de Vaulx R., Station d'Amélioration des Plantes Maraichères, INRA, Domaine St. Maurice, 84140 MONTFAVET
- Duranton C., Royal Sluis France Soc., Chemin de Canaux, B.P. 1431, 30017 NIMES
- Hallard J., CNAM, La Tuilerie, Mas de Rousseau, 13630 EYRAGUES
- Hennart J.W., 26 bis Puech du Teil, 30000 NIMES
- INRA, Station de Pathologie Vegetale, Bibliotheque, Domaine Saint Maurice, 84140 MONTFAVET
- Palloix A. INRA, Station d'Amélioration des Plantes Maraichères, B.P. 94, 84140 MONTFAVET
- Pochard E., INRA, Station d'Amélioration des Plantes Maraichères, Domaine Saint Maurice, 84140 MONTFAVET
- Robledo C., Griffaton Seeds, Mas d'Aptel, GENERAC
- Station d'Amélioration des Plantes Maraichères, INRA, Domaine Saint. Maurice, 84140 MONTFAVET
- Station de Pathologie Végétale, INRA, Domaine Saint Maurice, 84140 MONTFAVET

FRENCH WEST INDIES

- Anais G.B.J., INRA Anti les-Guyane, BP 1232 Pointe-A-Pitre, 97184 Cedex, GUADELOUPE

GREAT BRITAIN

- C.A.B. International, Plant Breeding Abstract, Wallingdorf, OXON OX10 8DE
- Pickersgill B., Plant Sciences Laboratories, University of Reading, Whiteknights, READING RG6 2AS

GREECE

- Argelir A., Plant Protection Institute, 711 10 HERAKLION - Crete
- Fanourakis N., Institute of Vegetable Crops, 711 10 HERAKLION -Crete

GUATEMALA

- Azurdia C.A., Agricultural Sciences and Technology Institute and aronomy
School of Universidad de Sn. Carlos - GUATEMALA C.A.
- GonzAlez M., Agronomy School of Univ. de Sn. Carlos, Science and Technology Institute,
GUATEMALA C.A.

HONDURAS

- Montes A., Escuela Agricola Panamericana, Box 93, TEGUCICALPO

HUNGARY

- Andrasfalvy A., Research Institute for Vegetable Crops, Budate'tuni Station, 1775
BUDAPEST
- Csillery G. (*)
- Fari M., Research Institute of Vegetable Crops, Budat6tini Station, P.O.Box 85, 1775
BUDAPEST
- Kerekes M., Vegetable Crops Research Inst., P.O.Box 116, 6001 KECSKEMET
- Library Seed Production and Trading Company, P.O.Box 41, 6601 SZENTES
- Moor A. (*)
- Research Institute for Plant Protection, Pf. 102, 1525 BUDAPEST
- Research Institute for Vegetable Crops, Budat6t6ni Station, 1775
BUDAPEST
- Research Station of Agricultural University, 4014 PALLAG-DEBRECEN
- Salamon P., Research Inst. for Plant Protection, Pf. 102, 1525 BUDAPEST
- T6bi5s I., Res. Inst. for Vegetable Crops, Bu.dat6t6ni Stat., 1775 BUDAPEST

INDIA

- Ahamad K.
- Ahuja S.
- Ahuja S.P.
- Anand N. (*)
- Bavaij J.N.
- Bhatt R.M.
- Department of Botany, Nagpur University Campus, NAGPUR 440 010
- Department of Horticulture, Banaras Indu University, VARANASI 221 005
- Department of Plant Pathology, Punjab Agric. Univ., LUDHIANA 141 004
- Department of Vegetable Crops and Biochemistry, Punjab Agric. Univ., LUDHIANA 141
004
- Department of Vegetable Crops, Landscaping and Floriculture, Punjab Agric. Univ.,
LUDHIANA 141 004
- Deshpande A.A. (*)
- Division of Vegetable Crops, IIHR, Hesseraghatta Lake P.O., BANGALORE 560 089
- Doijode S.D. (*)
- Gouse-Mohamed M.
- Gupta B.K.
- Harini I.
- IARI, Division of Genetics, NEW DEHLI 110 012
- IARI, Library, NEW DEHLI 110 012

- Kashikar S.G. , Ankur Agricultural Research Laboratories, Ganeshpeth - 27
New Cotton Market, NAGPUR 440 010
- Kapoor K.S.
- Joshi M.M., Dept. of Botany, Dharmapeth Science College, Near Ambazari
Garden, NAGPUR 440 010
- Joshi S. (*)
- Lakshmi N. (*)
- Library Tamil Nadu Agric. Univ., COIMBATORE 641 003
- Library University of Horticulture and Forestry, SOLAN (P.O. Nauni) – 173 230 H.P.
- Mukhopadyaya M.C.
- Murthy N.S.R. M
- Nehru Library, Haryana Agric. Univ., HISSAR
- Nalini P. M
- Prakash N.S. M
- Raghuvanshi R.K., Botany Dept., University of Rajasthan, JAIPUR 302 004
- Rama Rao Y. M
- Rao V.P., Regional Fruit Research Station, ANATHARAJUPET 516 105, Cuddapah
District, A.P.
- Regional Agricultural Research Station, Lam, GUNTUR 522 034
- Singh A. M
- Singh B. M
- Singh D.P., Ches, Hinoo House, Shukla Colony, RANCHI, Biharstate
- Singh J. M
- Sridhar T.S.
- Srinivasa Rao N.R. M
- Srirama Chandra Murthy N. M
- Tamilnadu Agric. Univ. , Research Station, South Arcot District, TAMILNADU
Palur 60 102
- Tewari V.P.
- Thakur P.C.
- Verma T.S. M

INDONESIA

- Anggoro H.P., Research and Plant Breeding Division, Lembang Hort. Research
Institute, Jln. Tangkuban Perahu No. 517, LEMBANG 40391
- Van der Meer Q.P., Balai Penelitian Hortikultura, Jln. Tangkuban Perahu
514, LEMBANG 40391

ISRAEL

- Cohen S. - Shifriss C.

ITALY

- Basoccu L., Institute of Crop Science, via Giuria 15, 10126 TORINO
- Belletti P., Institute of Plant Breeding, via Giuria 15, 10126 TORINO
- Betti L., Institute of Plant Pathology, via Re 8, 40126 BOLOGNA
- Bianco V.V., Institute of Agronomy, via Amendola 165/A, 70126 BARI

- Canova A., Institute of Plant Pathology, via Re 8, 40126 BOLOGNA
- Conti M., Laboratory of Phytovirology, CNR, via Vigliani 104, 10135 TORINO'
- Conti S., Institute of Plant Breeding, via Re 6, 40126 BOLOGNA
- Cristinzio G. (*)
- D'Amato G., via del Borghetto 80, 56100 PISA
- D'Ambrosio C. (*)
- De Donato M., Institute of Crop Science, via Giuria 15, 10126 TORINO
- Di Vito M., Institute of Plant Nematology, via Amendola 175/A, 70126 BARI
- ENEA, Lab. of Ind. Crops Exploit., Casaccia, 00060 S. MARIA DI GALERIA RM
- ENEA, Library, Casaccia 00060 S. MARIA DI GALERIA RM
- Falavigna A. (*)
- Gavazzi G., Biology Department, via Celoria 26, 20133 MILANO
- Ghisleni P.L., Institute of Agronomy, via Celoria 2, 20133 MILANO
- Gorini F., I.V.T.P.A., via Venezian 26, 20133 MILANO
- Institute of Agronomy, Via Re 6-8, 40126 BOLOGNA
- Institute of Genetics,, via Selmi 2, 40126 BOLOGNA
- Institute of Plant Pathology, via Re 8, 40126 BOLOGNA
- Jacquemod C. (*)
- Laboratory of Phytovirology, CNR, via Vigliani 104, 10135 TORINO
- Lorenzetti F., Inst. of Plant Breeding, B.go XX Giugno, 06100 PERUGIA
- Lorenzoni C. , Inst. of Agric. , Botany and Genetics, Agricultural Faculty,
29100 PIACENZA
- Malorgio F., Institute of Horticulture, via delle Piagge 23, 56100 PISA
- Marte M., Institute of Plant Pathology, B.go XX Giugno, 06100 PERUGIA
- Matta A., Institute of Plant Pathology, via Giuria 15, 10126 TORINO
- Monti L., Institute of Plant Breeding, 80055 PORTICI NA
- Moschini E., Institute of Horticulture, via delle Piagge 23, 56100 PISA
- Nassi M.O., Institute of Plant Breeding, via Giuria 15, 10126 TORINO
- Noto G., Institute of Vegetable Crops, via Valdisavoia 5, 95123 CATANIA
- Ottaviano E., Department of Genetics, via Celoria 10, 20133 MILANO
- Parrini P., Institute of Agronomy, via Gradenigo 6, 35100 PADOVA
- Perrino P., Institute of Germplasm, CNR, via Amendola 165/A, 70126 BARI
- Peto Italiana, Centro Ricerche, Via Canneto di Rodi, 04010 CANNETO DI RODI
- Pisani P.L., Institute of Arboriculture, via Donizetti 6, 50144 FIRENZE
- Porceddu E., Institute of Plant Breeding, Tuscia University, 01100 VITERBO
- Porcelli S., Exp. Inst. of Vegetable Crops, via Conforti 11, 84100 SALERNO
- Quagliotti L.
- Restaino F. (*)
- Rivoira F., Institute of Agronomy, via De Nicola, 07100 SASSARI
- Rota A. (*)
- Rotino G.L.
- Saccardo F., Institute of Plant Breeding, 80055 PORTICI NA
- Santini G., SAISS, via Ravennate 214, 47023 CESENA FO
- Scarascia G.T., Inst. of Plant Breeding, Tuscia Univ., 01100 VITERBO
- Soressi G.P., Institute of Agric., Botany and Genetics, 29100 PIACENZA
- Terzolo G., Olter Sementi, c.so Venezia 93, 14100 ASTI
- Tesi R., Institute of Horticulture, via delle Piagge 23, 56100 PISA

- Uncini L.

IVORY COST

- Kouassi A., Faculty of Science, 04 BP 322 ABIDJAN 04

JAPAN

- Hida K.

- Egawa Y., National Institute of Agricultural Resources, Tsukuba Science
City, Yatabe, IBARAKI

- Kamimura S., Morioka Branch, VOCRS, Shimokuriyagawa, MORIOKA 020-01

- Mochikuzi T., Morioka Branch, VOCRS, Shimokuriyagawa, MORIOKA 020-01

- Narikawa T. (*)

- Ohta Y., Institute of Agriculture and Forestry, University of Tsukuba,
Sakura-Mura, IBARAKI-KEN 100-31

- Yukura Y., 46-7, 3-Chome, Miyasaka, Setagaya-Ku, TOKYO

KOREA

- Choi K.S., Horticultural Experiment Station, Office of Rural Development, SUWEON 170

- Om Y.H., Horticultural Experiment Station, Office of Rural Development, SUWEON 170

LEBANON

- Alameddine M.A., Plant Breeding Dept., Agricultural Research Inst., P.O.Box 923,
TRIPOLI

LIBERIA

- Mallik S.A., Central Agricultural Research Institute, P.O.Box 32, GBARNGA-BONG
COUNTY

LIBYA

- Ben Saad A.A., National Bureau for Agricultural Consultations and Studies, P.O.Box 2761,
TRIPOLI, G.S.P.L.A.J.

MALAYSIA

- Mak Chai M.

- Roff M.N.M., NARDI Res. St. Jalan Kebun, P.O.Box 186, 41720 KLANG SELANGOR

MARTINIQUE

- Daly D., IRAT/CIRAD, B.P. 427, FORT DE FRANCE 97 204

MEXICO

- Pozo Campodonico O., Apartado Postal C-1, TAMPICO

THE NETHERLANDS

- Boukema I.W., Inst. for Hort. Plant Breeding, Mansholtlaan 15, WAGENINGEN

- Chronica Horticulturae, CH-IHSH, De Dreijen 6, 6703 BC WAGENINGEN

- Institute for Horticultural Plant Breeding, Mansholtlaan 15, WAGENINGEN

- Pet M.G., Inst. for Hort. Plant Breeding, Mansholtlaan 15, WAGENINGEN
- Rast A.T.B., Glasshouse Crops Research and Experiment Station, P.O.Box 8, 2670 AA NAALDWIJK
- Scientia Horticulturae, Office of Scientia Horticulturae, P.O.Box 330, AMSTERDAM
- Van der Beek J.G.

NEW ZELAND

- Massey University, Library (Serial), PALMERSTON NORTH

NIGERIA

- Ado S.G.
- Erinle I.D., Horticultural Crops Research . Programme, Institute for Agricultural Research, Ahmadu Bello University, P.M.B. 1044, ZARIA
- Olarewaju J.D.
- Samarawira I.

PAKISTAN

- Nazir Ahmad M., Vegetable Research Institute, FAISALABAD

PERU

- Delgado de la Flor B.F., Departamento de Horticultura, Universidad Nacional Agraria, Apartado 456, La Molina, LIMA

PHILIPPINES

- Soriano J.M., Department of Agriculture, College of Agriculture, University of the Philippines at Los Banos, College, LAGUNA

POLAND

- Andrzejewski R.P. - Kaczmarek Z.

PUERTO RICO

- Unander D., Universidad de Puerto Rico, Estacion Experimental Agricola, Subestacion de Isabela, Apartado 506, ISABELA

REUNION

- Girard J.C., IART-CIRAD-Reunion, 97487 Saint-Denis Cedex, REUNION (Ile de la Reunion)

SPAIN

- Costa Garcia J.
- Cuartero Zueco J.
- Departamento de Genetica, Univ. Politecn., Camino de Vera 14, VALENCIA 22
- Diez M.J. (*) -
- Ferrando C. (*)
- Gomez-Guillamon M.L., C.S.I.C. "La Majora" Experimental Station, Algarrobo-Costa, MALAGA

- Gil Ortega R.
- Nuez F. (*) - Palazon Espanol C.

SRI LANKA

- Selvarajah K., Food Technology Section, Ceylon Institute of Scientific and Industrial Research, P.O.Box 787, COLOMBO

SUDAN

- Geneif A.A., Agricultural Research Cooperation, P.O.Box 126, WAD MEDANI

TAIWAN

- Chang W.N., Dept. of Horticulture, Nat. Chung Hsing Univ., 250 Kuokuang Road, TAICHUNG
- Green S.K., AVRDC, P.O.Box 42, Shanhua, TAINAN 74103
- Library AVRDC, P.O.Box 42, Shanhua, TAINAN 74103
- Library Taiwan Agricultural Research Institute, 189 Chung-cheng Road, Wan-feng, Wu-feng, TAICHUNG
- Mac Lean B., AVRDC, P.O.Box 42, Shanhua, TAINAN 74103
- Yoon J.Y., AVRDC, P.O.Box 42, Shanhua, TAINAN 74103

THAILAND

- Rowell A.B., APTA, Phaya Thai Court, Soi Golit, Phaya Thai Road, BANGKOK 10400
- Wivutvongvana M., Faculty of Agriculture, Chiang Mai University, CHIAN MAI

TUNISIA

- Boulekbech K.
 - Verlodt H.A.J., Laboratoire de Cultures Maraichires, Institut National Agronomique de Tunisie, 43 av. t. Nicolle, 1002 TUNIS
- BELVEDERE

TURKEY

- Abak K., Ankara University, Faculty of Agriculture, Dept. of Horticulture, ANKARA Diskapi
- Alan M.N., Aegean Reg. Agric. Research Inst., P.O.Box 9, MENEMEN - IZMIR
- Delen N., Ege Univ. Ziraat Fak., Bitki Koruma BblUmU, BORNOVA – IZMIR
- Erkan S.
- Library ARARI, P.O.Box 9, MENEMEN - IZMIR
- Pakyurek A.Y., Dept. of Horticulture, Univ. of Cukurova, C.U.Ziraat FakUltesi, Bahqe Bitkileri B610mU, ADANA
- Yorganci U

U.S.A.

- Adamson W.C., USDA-ARS, Southern Regional Plant Introduction Station, XPERIMENT Georgia. 30212
- Bosland P.W. (*)
- Comas-Haezebrouck P.
- Cornell University, Albert R. Mann Library, ITHACA New York 14853- 4301

- Fieldhouse D.I., Univ. of Delaware, Dept. of Plant Science, NEWARK Delaware
19717-1303
- Hardy Esbaugh M.W., Dept. of Botany, Miami Univ., OXFORD Ohio 45056
- Honma S., Dept. of Horticulture, Michigan Un., EAST LANSING Michigan 48824
- Hortinova Research Inc., 910 Duncan Av., S.JUAN BAUTISTA California 95045
- Iglesias-Olivas J.
- Lindsey D.L.
- Johnson R.S.
- Muhyi R.I. (*)
- Nicklow C.W.
- Northrup King Co., 10290 Greenway Road, NAPLES Florida 33962
- New York Botanical Garden, BRONX New York 10458
- Poulos J.M., Cornell Un., Dept. Plant Breeding, ITHACA New York 14853-1902
- Robinson R.W., Dept. horticulture, New York Agricultural Exp. Station, GENEVA New
York 14456
- Sowell R.E., USDA-ARS, Southern Regional Plant Production Station, EXPERIMENT
Georgia 30212
- Stall R.E., Dept. of Plant Pathology, GAINESVILLE Florida 32611
- Subramanya S.R., Pepper Research Inc., 980 S.E., 4th Street, BELLE GLADE Florida
33430
- U.S.D.A., National Agricultural Library, Current Serial Records, Rm 002, BELTSVILLE
Maryland 20705
- Van Buren M., Cornell Un., New York Agric.Exp.Stat., GENEVA New York 14456
- Villalon B., Texas Agr. Exp. Stat., The Texas University, 2415 East Hwy. 83, WESLACO
Texas 78596-8399

U.S.S.R.

- Alpatiev A.V., Research Institute of Vegetable Crops, Breeding and Seed Production,
143080 ODINTSOV DISTRICT, Moscow Region
- Andryushchenko V.K. (*)
- Moldavian Institute for Research in Irrigated Agriculture and Vegetable Growing, Mira str.
50, 278000 TIRASPOL Moldava
- Samovol A.P. (*)
- Zatuliveter V.I.

WEST GERMANY

- Reimann-Philipp R., Bundesforschungsanstalt for Gartenbauliche Pflanzenzuchtung,
Bornkampsweg, 2070 AHRENSBURG, Holst.

YUGOSLAVIA

- Marinkovic N., Institute for Vegetable, 11420 SMED PALANKA

(*) address: see contribution

If you are interested in receiving the next issue of "Capsicum Newsletter", please:

- check your address on the envelope containing this issue of "Capsicum Newsletter"
- fill in the post-card you find at the bottom of this page
- return the post-card at your earliest convenience.

Cut along this line

Name/Institute

Address

Country

(* if different from the one on the envelope

Send to:

CAPSICUM NEWSLETTER

Institute of Plant Breeding and Seed Production

The University of Turin
Via P. Giuria, 15
10126 TORINO TO ITALY

I acknowledge receipt of the sixth issue of "Capsicum Newsletter".

Please include my name/the name of our Institute on the mailing list of "Capsicum Newsletter" n. 7 (1988)

Date

Signature

If you have any suggestions the editorial staff would be grateful to receive them